

# MICRODIS

COMPETENCE & RELIABILITY

TOOLS FOR CRIMPING



## TOOLS FOR CRIMPING

- I HAND TOOLS
- I APPLICATORS
- I PRESSES
- I CABLES

[WWW.MICRODIS.NET](http://WWW.MICRODIS.NET)

Find us on  [www.facebook.com/Microdis.Electronics/](https://www.facebook.com/Microdis.Electronics/)



# RELIABLE CRIMPING

## **MICRODIS ELECTRONICS**


with over 30 years of experience in sales of electromechanical components, Microdis Electronics provides customers with deep knowledge and application support.

In-house harness production for small and medium projects allows us to support our partners with customised solutions fitted just to their needs.

We also fulfill the needs of our customers concerning the equipment needed for harness production.

# CONTENT

CS 10	03
CSV 10	08
AE	13
CK 100/CS 30	15
SH	21
CABLE BST	25
KITS	27
CS 150	29
CP 600	31
UP SERIES	34
CABLES	38
MECAL	43
AWG CONVERSION TABLE	47



# CS10




**Crimphandwerkzeuge für die professionelle Anwendung**  
**Crimping hand tools for professional application**  
**Outils de sertissage pour les professionnels**

### Series CS 10

The linear crimping series CS 10 is characterized by high precision application and comfortable handling.

#### Specifications:

- Crimping of wire and insulation in one step
- Simple contact positioning even for mini contacts by flap-locator
- Outstanding crimping performance
- Can be equipped with integrated wire stripping device
- Easy handling due to outstanding force transmission ratio
- Small size
- Ergonomically designed soft handles
- Safe operation
- Wide range of application possibilities (please see the following chart)
- Releaseable ratchet ensures the complete crimping process
- Laser marking according to customer request



Werkzeugtyp Tool type Type d'outil	Bestell-Nr. Part No. Référence	Anwendung Application Application	Crimpprofile Crimpprofiles Profils de sertissage		Profil- geometrie Profile geometry Géométrie du profil	Kontakte Contacts Contacts	Kontakt Nr.: Contacts No.: Contacts N°:
			mm <sup>2</sup>	AWG			
CS 10K - D-Sub	0180-06001	D-Sub Rundstecker D-Sub contacts male/female Clip rond D-Sub mâle/femelle	0,08 - 0,20 0,20 - 0,56	28 - 24 24 - 20			
CS 10K - D-Sub RM 0,25-0,5	0181-32001	Gedrehter D-Sub Rundstecker Machined D-Sub contacts Contact tourné D-Sub	0,25 - 0,35 0,5	24 - 22 20			
CS 10K - F2,8	0187-03001	Flachstecker + Flachsteckhülse der Steckbreite 2,8mm DIN 46247 Blatt 1 Receptacles and terminals with a nominal width of 2.8mm Clip et languette d'une largeur de 2,8 mm	0,1 - 0,25 0,5 - 1,0 0,25 - 0,5	28 - 24 20 - 18 24 - 20			
CS 10K - F4,8	0183-16000	Flachstecker + Flachsteckhülse der Steckbreite 4,8mm DIN 46247 Blatt 2 Receptacles and terminals with a nominal width of 4.8mm Clip et languette d'une largeur de 4,8 mm	0,5 - 1,0 1,5 - 2,5	20 - 18 16 - 14			
CS 10K - F6,3	0183-13000	Flachstecker + Flachsteckhülse der Steckbreite 6,3mm DIN 46247 Blatt 3 Receptacles and terminals with a nominal width of 6.3mm Clip et languette d'une largeur de 6,3 mm	0,5 - 1,0 1,5 - 2,5	20 - 18 16 - 14			
CS 10K - 15	0181-30000	Universalwerkzeug zur Verarbeitung unterschiedlicher Elektronikkontakte wie Timer, FSH 2,8, MCP 1,2 usw. Universal Tool for different electronic contacts like timer, FSH 2.8, MCP 1.2 etc. Outil universel pour divers contacts électroniques comme Timer, FSH 2.8, MCP 1.2 etc.	0,14 - 0,25 0,75 - 1,5 0,3 - 0,5	26 - 24 18 - 16 22 - 20			
CS 10K - CH16	0181-37000	Universalwerkzeug zur Verarbeitung unterschiedlicher Elektronikkontakte wie D-Sub Rundstecker usw. Universal Tool for different electronic contacts like D-Sub contacts etc. Outil universel pour divers contacts électroniques comme les clips ronds D-Sub...	0,14 - 0,25 0,25 - 0,5 0,14 - 0,25 0,09 - 0,14	26 - 24 24 - 20 26 - 24 28 - 26			

Werkzeugtyp Tool type Type d'outil	Bestell-Nr. Part No. Référence	Anwendung Application Application	Crimpprofile Crimpprofiles Profils de sertissage		Profil- geometrie Profile geometry Géométrie du profil	Kontakte Contacts Contacts	Kontakt Nr.: Contacts No.: Contacts N°:
			mm <sup>2</sup>	AWG			
CS 10L - Universal	0185-12002	Universalwerkzeug zur Verarbeitung unterschiedlicher Elektronikkontakte wie FSH 6,3/DFK 2, usw. <b>Universal Tool for different electronic contacts like FSH 6.3/DFK2 etc.</b> Outil universel pour divers contacts électroniques comme FSH 6,3/DFK2 etc.	0,5 - 1,0 1,5 - 2,5	20 - 18 16 - 14			
CS 10L - 66	0185-23000	Nicht isolierte Kabelschuhe <b>Non-insulated cable lugs</b> Cosse à sertir nue	4,0 - 6,0 0,5 - 2,5	12 - 10 20 - 14			
CS 10K - Tel Plug 4p.	0180-33001	4 polige Stecker für Telefon- und EDV-Anschluss WE: FFC-68 Plug ungeschirmt <b>4 pos. plugs for telephone and EDP connection</b> Fiche à 4 pôles pour conducteurs téléphoniques et informatiques - Fiche non blindée	4 polig 4 pos. 4 pôles				
CS 10K - Tel Plug 6p.	0180-34001	6 polige Stecker für Telefon- und EDV-Anschluss WE: FFC-68 Plug ungeschirmt <b>6 pos. plugs for telephone and EDP connection</b> Fiche à 6 pôles pour conducteurs téléphoniques et informatiques - Fiche non blindée	6 polig 6 pos. 6 pôles				
CS 10K - Tel Plug 8p.	0180-35001	8 polige Stecker für Telefon- und EDV-Anschluss WE: FFC-68 Plug ungeschirmt <b>8 pos. plugs for telephone and EDP connection</b> Fiche à 8 pôles pour conducteurs téléphoniques et informatiques - Fiche non blindée	8 polig 8 pos. 8 pôles				
CS 10L - AZ 722	0185-35000	VKS Plus - Kontakte abgedichtete Version <b>VKS Plus contacts sealed</b> Contacts VKS - Version étanche	0,5 - 1,0 1,5 - 2,5	20 - 18 16 - 14			46634 46633
CS 10K - AZ 751	0180-26000	Tel. Federkabelschuh SFK Schlaufenfed.Kont. VEK Federkontakt <b>Tel. spring cabel lug</b> <b>SFK loop spring contact</b> <b>VEK spring contact</b> Cosse de câble téléphonique à ressort <b>Contact à ressort VEK</b>	0,08 - 0,16 0,14 - 0,5 0,08 - 0,16	28 - 26 26 - 20 28 - 26			25291 25425 25461 26060 26991
CS 10K - AZ 752	0180-68000	Flachstecker 2,8 mm <b>Flat connector 2,8 mm</b> Clips mâle 2,8 mm	0,5 - 1,0 1,5 - 2,5	20 - 18 16 - 14			46165 46166
CS 10K - AZ 753	0180-99000	RSA 2 - Kontakte (1,5 mm) <b>RSA 2 contacts (1,5 mm)</b> Contacts RSA 2 (1,5 mm)	0,5 - 1,0 1,5 - 2,5	20 - 18 16 - 14			46980, 46986 46981, 46988
CS 10K - AZ 754	0180-65000	RSA 2 Plus; MKR-Plus; MKS-Plus abgedichtete Version <b>VKS Plus contacts sealed</b> Contacts VKS - Version étanche	0,75 - 1,5	18 - 16			46039; 46037; 46780; 45701; 14448 rot 14458 gelb
CS 10K - AZ 755	0180-73000	MKR/MKS-Plus - Kontakte (1,5 mm) abgedichtete Version <b>MKR/MKS Plus contacts (1,5 mm) sealed</b> Contacts MKR/MKS Plus (1,5 mm) Version étanche	0,5 - 1,0 1,5 - 2,5	20 - 18 16 - 14			46806 45678 46807 45719 16695 blau 16694 braun
		RSA 2 Plus - Kontakte (1,6 mm) abgedichtete Version <b>RSA 2 Plus contacts (1,6 mm) sealed</b> Contacts RSA 2 Plus (1,6 mm) Version étanche	0,5 - 1,0 1,5 - 2,5	20 - 18 16 - 14			46135 46139 46136 46140 16695 blau 16694 braun
		VKS Plus - Kontakte (2,5 mm) abgedichtete Version <b>VKS Plus contacts (2,5 mm) sealed</b> Contacts VKS Plus (2,5 mm) Version étanche	0,5 - 1,0 1,5 - 2,5	20 - 18 16 - 14			46634 46633 14740 weiß 14739 orange
CS 10K - AZ 756	0180-66000	RAM-Plus-Kontakte abgedichtete Version <b>RAM-Plus contacts sealed</b> Contacts RAM-Plus - Version étanche	0,5 - 1,0 1,5 - 2,5	20 - 18 16 - 14			46035 46033 46036 46034 16695 blau 16694 braun
CS 10K - AZ 757	0180-98000	VKR Plus - Kontakte (2,5 mm) abgedichtete Version <b>VKR Plus contacts (2,5 mm) sealed</b> Contacts VKR Plus (2,5 mm) Version étanche	0,5 - 1,0 1,5 - 2,5	20 - 18 16 - 14			46570 46571 14414 braun 14415 grau
CS 10K - AZ 758	0183-08000	MDK 4 / MDK 5 - Kontakte/contacts/contacts	0,5 - 1,0 1,5 - 2,5	20 - 18 16 - 14			46353 46178 46354 46179
CS 10K - AZ 759	0183-10000	RAM Rundstecker - Kontakte 3,5 mm <b>RAM machined contacts</b> RAM Clips ronds (3,5 mm)	0,5 - 1,0 1,5 - 2,5	20 - 18 16 - 14			46017 46018 46013 46011
CS 10K - AZ 761	0183-20000	DFK 3 - Kontakte/contacts/contacts	0,3 - 0,6	22 - 20			46246

Werkzeugtyp Tool type Type d'outil	Bestell-Nr. Part No. Référence	Anwendung Application Application	Crimpprofile Crimpprofiles Profils de sertissage		Profil- geometrie Profile geometry Géométrie du profil	Kontakte Contacts Contacts	Kontakt Nr.: Contacts No.: Contacts N°:
			mm <sup>2</sup>	AWG			
CS 10L - AZ 762	0183-21000	DFK 3 - Kontakte/contacts/contacts	0,5 - 1,0 1,5 - 2,5	20 - 18 16 - 14			46462 46231
CS 10K - AZ 763	0183-14000	FS 2,8 Plus - Kontakte abgedichtete Version FS 2,8 Plus contacts sealed Contacts FS 2,8 Plus - Version étanche	0,5 - 1,0 1,5 - 2,5	20 - 18 16 - 14			46253 46255 16695 blau 16694 braun
CS 10L - AZ 767L	0183-22000	DFK 2 - Kontakte/contacts/contacts	0,5 - 1,0 1,5 - 2,5	20 - 18 16 - 14			46456 46457, 46472
CS 10L - AZ 771	0185-07000	DFK 4 - Kontakte/contacts/contacts	0,5 - 1,0 1,5 - 2,5	20 - 18 16 - 14			46359 46360
CS 10K - AZ 774	0185-08000	DFK 4 Plus - Kontakte abgedichtete Version DFK 4 Plus contacts sealed Contacts DFK 4 Plus - Version étanche	0,5 - 1,0 1,5 - 2,5	20 - 18 16 - 14			46383 46384
		AFK/AFS Plus - Kontakte abgedichtete Version AFK/AFS Plus contacts sealed Contacts AFK/AFS Plus - Version étanche	0,5 - 1,0 1,5 - 2,5	20 - 18 16 - 14			46679, 46687 46682, 46691
CS 10L - AZ 780	0187-05000	AFK/AFS 1,5 Kontakte/contacts/contacts	0,7 - 1,0 0,2 - 0,35 0,5 - 1,0	20 - 18 24 - 22 20 - 18			46591, 46589 46592, 46593, 46590
CS 10L - AZ 781	0187-06000	AFK/AFS 1,5 Plus - Kontakte abgedichtete Version AFK/AFS 1,5 Plus contacts sealed Contacts AFK/AFS 1,5 Plus - Version étanche	0,2 - 0,35 0,5 - 1,0	24 - 22 20 - 18			46596, 46594 46041, 46595
CS 10L - AZ 782	0187-07000	AFK/AFS 2,8 Kontakte/contacts/contacts	0,2 - 0,35 0,5 - 1,0 1,5 - 2,5	24 - 22 20 - 18 16 - 14			46700, 46671 46701, 46659 46705, 46657
CS 10L - AZ 783	0187-08000	AFK/AFS 2,8 Plus - Kontakte abgedichtete Version AFK/AFS 2,8 Plus contacts sealed Contacts AFK/AFS 2,8 Plus - Version étanche	0,2 - 0,35 0,5 - 1,0 1,5 - 2,5	24 - 20 20 - 18 16 - 14			46638, 46673 46637, 46674 46636, 46676
CS 10L - AZ 784	0187-09002	AFK/AFS 4,8 Kontakte/contacts/contacts	0,5 - 1,0 1,5 - 2,5	20 - 18 16 - 14			46649, 46685 46648, 46689
CS 10L - AZ 785	0187-10002	AFK/AFS 4,8 Kontakte/contacts/contacts	0,2 - 0,35 2,5 - 4,0	24 - 22 14 - 12			46697, 46788 46650, 46695
CS 10L - AZ 788	0181-10001	MDK 3 - Kontakte MDK 3 contacts Contacts MDK 3	0,5 - 1,0 1,5 - 2,5	20 - 18 16 - 14			46191 46194
CS 10L - AZ 789	0181-13000	MDK 3 Plus - Kontakte abgedichtete Version MDK 3 Plus contacts sealed Contacts MDK 3 Plus - Version étanche	0,5 - 1,0 1,5 - 2,5	20 - 18 16 - 14			46628, 26402 46627, 26405
CS 10L - AZ 793	0181-12001	DFK 40 Kontakte/contacts/contacts	0,35 - 0,5 0,5 - 1,0	22 - 20 20 - 18			46963 46964
CS 10L - AZ 794	0185-21000	DFK 40 Kontakte/contacts/contacts	0,5 - 1,0 1,5 - 2,5	20 - 18 16 - 14			46964 46965
CS 10L - AZ 795	0185-20000	DFK 40 Plus - Kontakte abgedichtete Version DFK 40 Plus contacts sealed Contacts DFK 40 Plus - Version étanche	0,5 - 1,0 1,5 - 2,5	20 - 18 16 - 14			46293 46557

Werkzeugtyp Tool type Type d'outil	Bestell-Nr. Part No. Référence	Anwendung Application Application	Crimpprofile Crimpprofiles Profils de sertissage		Profil- geometrie Profile geometry Géométrie du profil	Kontakte Contacts Contacts	Kontakt Nr.: Contacts No.: Contacts N°:
			mm <sup>2</sup>	AWG			
CS 10K - HDD 22	0180-48001	HDD 22 Rundstecker HDD 22 contacts Clip rond HDD 22	0,08 - 0,14 0,2 - 0,35	28 - 26 24 - 22			748333 748351 748610
CS 10K - Modu IV	0187-02002	Steckerverbinder Modu IV Modu IV connectors Cosse non isolée à fût ouvert Modu IV	0,03 - 0,09 0,2 - 0,56 0,12 - 0,14	30 - 28 24 - 20 26			167023-2 141603-3
CS 10K - Pos. Lock	0180-23001	Pos. Lock Kontakte Pos. Lock contacts Contacts Pos. Lock	0,25 0,35 - 0,5 2x 0,25	24 22 - 20 2x 24			170 330 169994-1
CS 10K - IEC	0187-00001	IEC-Kontakte IEC-contacts Contacts IEC	0,05 - 0,14 0,75 - 1,5 0,2 - 0,5	30 - 26 18 - 16 24 - 20			166636, 166633 166635, 166632 166634, 166631
CS 10K - MQS 0,5-0,75	0181-98001	MQS-Kontakte MQS-contacts Contacts MQS	0,5 0,75	20 18			963729-1 963729-1
CS 10K - MQS ELA 0,25-0,75	0182-30001	MQS-Kontakte abgedichtete Version MQS-Contacts sealed Contacts MQS étanches	0,25 - 0,35 0,75 0,5	24 - 22 18 20			963727-1 965907-1 963727-1
CS 10K - MCP 1,5K	0186-08001	MCP 1,5K - Kontakte MCP 1,5K contacts Contacts MCP 1,5K	0,2 - 0,5 1,5 0,5 - 1,0	20 18			12437, 124337 153334, 153335 124374, 124375
CS 10K - MCP 1,5K ELA	0186-07001	MCP 1,5K - Kontakte abgedichtete Version MCP 1,5K contacts sealed Contacts MCP 1,5K étanches	0,2 - 0,5 0,5 - 1,0	24 - 22 20 - 18			1241378 1241379 1241380 1241381
CS 10K - MCP 2,8 0,35-1	0182-01000	MCP 2,8K - Kontakte MCP 2,8K contacts Contacts MCP 2,8K	0,35 0,5 - 1,0	22 20 - 18			
CS 10K - MCP 2,8 ELA 0,35-1	0182-02000	MCP 2,8K - Kontakte abgedichtete Version MCP 2,8K contacts sealed Contacts MCP 2,8K étanches	0,35 0,5 - 1,0	22 20 - 18			
CS 10K - MCP 2,8/1,5-4	0182-03000	MCP 2,8K - Kontakte MCP 2,8K contacts Contacts MCP 2,8K	1,5 - 2,5 4,0	16 - 14 12			
CS 10K - MCP 2,8 ELA 1,5-4	0182-04000	MCP 2,8K - Kontakte abgedichtete Version MCP 2,8K contacts sealed Contacts MCP 2,8K étanches	1,5 - 2,5 4,0	16 - 14 12			
CS 10K - MCP 6,3/4,8K 0,2-1,0	0186-09001	MCP 6,3/4,8K - Kontakte MCP 6,3/4,8K contacts Contacts MCP 6,3/4,8K	0,2 - 0,5 0,5 - 1,0	24 - 20 20 - 18			1241400 1241401 1241402 1241403
CS 10K - MCP 6,3/4,8K ELA 0,2-1,0	0186-11001	MCP 6,3/4,8K - Kontakte abgedichtete Version MCP 6,3/4,8K contacts sealed Contacts MCP 6,3/4,8K étanches	0,2 - 0,5 0,5 - 1,0	24 - 20 20 - 18			1241410 1241411 1241412 1241413
CS 10K - MCP 6,3/4,8K 1,0-4,0	0186-10001	MCP 6,3/4,8K - Kontakte MCP 6,3/4,8K contacts Contacts MCP 6,3/4,8K	1,0 - 2,5 2,5 - 4,0	18 - 14 14 - 12			1241404 1241405 1241406 1241407
CS 10K - MCP 6,3/4,8K ELA 1,0-4,0	0186-12001	MCP 6,3/4,8K - Kontakte abgedichtete Version MCP 6,3/4,8K contacts sealed Contacts MCP 6,3/4,8K étanches	1,0 - 2,5 2,5 - 4,0	16 - 14 14 - 12			1241414 1241415 1241416 1241417
CS 10L - MPQ 2,5-4	0183-45001	Micro Power Quadlock 5,2	2,5 4,5	14 12			0-968073-2 0-968073-2

# CSV10



**Crimphandwerkzeuge für die professionelle Anwendung**  
**Crimping hand tools for professional application**  
**Outils de sertissage pour les professionnels**



# CSV10

Crimphandwerkzeug mit Wechselkopfsystem  
Crimping hand tools with changeable tool head  
Outils de sertissage avec têtes interchangeables

## Series CS 10 Vario

This tooling system CSV 10 combines flexibility with application precision of linear crimping technology.

### Special feature:

In accordance with your application needs the tool head can easily be exchanged. The tool head is fixed with pins, which cannot be lost.

A wide range of available tool heads offers you multiple application possibilities for many different connectors including polymere optical fibers.

Easy and quick exchange of the tool head in accordance with your application needs.

1. loosen pin (push from rear and pull from the front to lock in position)
2. put the tool head onto the basic tool
3. secure tool head by locking pin again.

There is also the opportunity for you to combine individual cases with special ranges. We would be glad to assist you.

### Features:

- The profiles are completely adjusted
- Locators are integrated in the tool heads to ensure best crimp performance
- Price advantage by exchangeable tool heads

The tool is completely comfortable because

- The handles are ergonomically designed
- The force transmission ratio is optimized
- The whole tool design is small and handy
- For higher force long handles are available
- Releaseable ratchet ensures the complete crimping process



Basiswerkzeug Basic tool Outil de base	Bestell-Nr. Part No. Référence
kurze Griffe/short handles/poignées courtes	1181-83006
lange Griffe/long handles/poignées longues	1181-84003





Werkzeugtyp Tool type Type d'outil	Bestell-Nr. Part No. Référence	Anwendung Application Application	Crimpprofile Crimpprofiles Profils de sertissage		Profil-geometrie Profile geometry Géométrie du profil	Kontakte Contacts Contacts	Kontakt Nr.: Contacts No.: Contacts N°.:
			mm <sup>2</sup>	AWG			
CSVC 10 - gelb 0,35/rot-blau CSVC 10 - yellow 0,35/red-blue CSVC 10 - jaune 0,35/rouge-bleu	1142-07100	Isolierte Schrumpfschlauchverbinder Insulated shrink tube connectors Manchon préisolé à gaine rétractable	gelb/yellow 0,35 - 0,5 rot/blau red/blue 0,5 - 2,5	22 - 20  20 - 14			
CSVC 10 - gelb 6,0 CSVC 10 - yellow 6,0 CSVC 10 - jaune 6,0	1142-09100	Isolierte Schrumpfschlauchverbinder Insulated shrink tube connectors Manchon préisolé à gaine rétractable	gelb/yellow 4 - 6	12 - 10			
CSVC 10 - rot/blau CSVC 10 - red/blue CSVC 10 - rouge/bleu	1142-01100	Vollisolierte Verbinder - rot/blau Insulated connectors - red/blue Clip femelle entièrement préisolée - rouge/bleu	rot/red 0,5 - 1,0 blau/blue 1,5 - 2,5	20 - 18 16 - 14			
CSVC 10 - gelb CSVC 10 - yellow CSVC 10 - jaune	1142-05100	Vollisolierte Verbinder - gelb Insulated connectors - yellow Clip femelle entièrement préisolée - jaune	gelb/yellow 4 - 6	12 - 10			
CSV 10 - rot/rosa CSV 10 - red/pink CSV 10 - rouge/rose	1187-54100	Vollisolierte Verbinder - rot/rosa Insulated connectors - red/pink Clip femelle entièrement préisolée - rouge/rose	rot/rosa 0,75 - 1,0 red/pink 0,75	18 - 16 18			
CSV 10 - F 6,3 blau CSV 10 - F 6,3 blue CSV 10 - F 6,3 bleu	1187-55100	Vollisolierte Verbinder - blau Insulated connectors - blue Clip femelle entièrement préisolée - bleu	blau/blue 1,5 - 2,5	16 - 14			
CSV 10 - UNIVERSAL	1185-12100	Universalwerkzeug zur Verarbeitung versch. Elektronikkontakte wie FSH 6,3/DFK 2, usw. Universal tool for different contacts like FSH 6,3/DFK 2 etc. Outil universel pour divers contacts électroniques comme FSH 6,3/DFK2 etc	0,5 - 1,0 1,5 - 2,5	20 - 18 16 - 14			
CSVC 10 - UNIVERSAL	1142-17101	Universalwerkzeug zur Verarbeitung versch. Elektronikkontakte wie FSH 6,3/DFK 2, usw. Universal tool for different contacts like FSH 6,3/DFK 2 etc. Outil universel pour divers contacts électroniques comme FSH 6,3/DFK2 etc	0,5 - 1,0 1,5 - 2,5	20 - 18 16 - 14			
CSV 10 - UNIVERSAL A1	1186-23102	Universalwerkzeug zur Verarbeitung verschiedener Elektronikkontakte wie MCP 1.2, Modu IV, MQS, AFK 0.63, Micro Timer, MPQ, MCP 1.5 usw. Universal tool for different contacts like MCP 1.2, Modu IV, MQS, AFK 0.63, Micro Timer, MPQ, MCP 1.5 etc. Outil universel pour divers contacts électroniques comme MCP 1.2, Modu IV, MQS, AFK 0.63, Micro Timer, MPQ, MCP 1.5 etc	0,35 - 0,5 1,5 0,5 - 1,0	22 - 20 16 20 - 18			
CSV 10 - UNIVERSAL A2	1186-24102	Universalwerkzeug zur Verarbeitung verschiedener Elektronikkontakte wie JPT, MCP 2.8, MCP 6.3, SPT 5.8, SPT 6.3, Siko 1 usw. Universal tool for different contacts like JPT, MCP 2.8, MCP 6.3, SPT 5.8, SPT 6.3, Siko 1 etc. Outil universel pour divers contacts électroniques comme JPT, MCP 2.8, MCP 6.3, SPT 5.8, SPT 6.3, Siko 1 etc	0,5 - 1,0 1,5 - 2,5	20 - 18 16 - 14			
CSV 10 - 66	1185-23100	Nicht isolierte Kabelschuhe Non-insulated cable lugs cosse oeillet nue	4,0 - 6,0 0,5 - 2,5	12 - 10 20 - 14			
CSVC 10 - 66	1142-04100	Nicht isolierte Kabelschuhe Non-insulated cable lugs cosse oeillet nue	0,5 - 2,5 4,0 - 6,0	20 - 14 12 - 10			
CSV 10 - 66/ 4-10mm <sup>2</sup>	1142-08100	Nicht isolierte Kabelschuhe Non-insulated cable lugs cosse oeillet nue	4,0 - 6,0 6,0 - 10,0	12 - 10 10 - 8			
CSV 10K - F2,8	1187-03106	Flachstecker + Flachsteckhülse der Steckbreite 2,8mm DIN 46247 Blatt 1 Receptacles and terminals with a nominal width of 2.8mm Clip et languette d'une largeur de 2,8 mm	0,1 - 0,25 0,5 - 1,0 0,25 - 0,5	28 - 24 20 - 18 24 - 20			
CSV 10K - F4,8	1183-16100	Flachstecker + Flachsteckhülse der Steckbreite 4,8mm DIN 46247 Blatt 2 Receptacles and terminals with a nominal width of 4.8mm Clip et languette d'une largeur de 4,8 mm	0,5 - 1,0 1,5 - 2,5	20 - 18 18 - 14			

Werkzeugtyp Tool type Type d'outil	Bestell-Nr. Part No. Référence	Anwendung Application Application	Crimpprofile Crimpprofiles Profils de sertissage		Profil- geometrie Profile geometry Géométrie du profil	Kontakte Contacts Contacts	Kontakt Nr.: Contacts No.: Contacts N°:
			mm <sup>2</sup>	AWG			
CSV 10K - F6,3	1183-13100	Flachstecker + Flachsteckhülse der Steckbreite 6,3mm DIN 46247 Blatt 3 Receptacles and terminals with a nominal width of 6.3mm Clip et languette d'une largeur de 6,3 mm	0,5 - 1,0 1,5 - 2,5	20 - 18 18 - 14			
CSVC 10-FAHN F6,3/0,5-1,0	1142-13100	Fahnenstecker F6,3 Flag type terminal F6,3 Cosse plate F6,3	0,5 - 1,0	20 - 18			25505, 26505
CSVC 10-FAHN F6,3/1,5-2,5	1142-14100	Fahnenstecker F6,3 Flag type terminal F6,3 Cosse plate F6,3	1,5 - 2,5	16 - 14			26431
CSV 10 - 15	1181-30100	Universalwerkzeug zur Verarbeitung unterschiedlicher Elektronikkontakte wie Timer, FSH 2,8, MCP 1,2 usw. Universal tool for different electronic contacts like timer, FSH 2,8, MCP 1.2 etc. Outil universel pour divers contacts électroniques comme Timer, FSH 2,8, MCP 1,2 etc.	0,14 - 0,25 0,75 - 1,5 0,3 - 0,5	26 - 24 18 - 16 22 - 20			
CSV 10 - 16	1181-37100	Universalwerkzeug zur Verarbeitung unterschiedlicher Elektronikkontakte wie D-Sub Rundstecker usw. Universal Tool for different electronic contacts like D-Sub contacts etc. Outil universel pour divers contacts électroniques comme les clips ronds D-Sub etc.	0,14 - 0,25 0,25 - 0,5 0,14 - 0,25 0,09 - 0,14	26 - 24 24 - 20 26 - 24 28 - 26			
CSV 10 - D-Sub	1180-06100	D-Sub Rundstecker D-Sub contacts male/female Clip rond D-Sub mâle/femelle	0,08 - 0,20 0,20 - 0,56	28 - 24 24 - 20			
CSV 10 - D-Sub RM 0,25-0,5	1181-32101	Gedrehter D-Sub Rundstecker Machined D-Sub contacts Contact tourné D-Sub	0,25 - 0,35 0,5	24 - 22 20			
CSV 10 - VKS Plus	0185-35102	VKS Plus - Kontakte abgedichtete Version VKS Plus contacts sealed Contacts VKS - Version étanche	0,5 - 1,0 1,5 - 2,5	20 - 18 16 - 14			46634 46633
CSV 10 - Federkontakte	1180-26101	Tel. Federkabelschuh SFK Schlaufenfed.Kont. VEK Federkontakt Tel. spring cabel lug SFK loop spring contact VEK spring contact Cosse de câble téléphonique à ressort Contact à ressort VEK	0,08 - 0,16 0,14 - 0,5 0,08 - 0,16	28 - 26 26 - 20 28 - 26			25291 25425 25461 26060 26991
CSV 10 - FS 2,8	1180-68102	Flachstecker 2,8 mm Flat connector 2,8 mm Clip 2,8 mm	0,5 - 1,0 1,5 - 2,5	20 - 18 16 - 14			46165 46166
CSV 10 - RSA 2	1180-99102	RSA 2 - Kontakte (1,5 mm) RSA 2 contacts (1,5 mm) Contacts RSA 2 (1,5 mm)	0,5 - 1,0 1,5 - 2,5	20 - 18 16 - 14			46980, 46986 46981, 46988
CSV 10 - RSA 2 Plus	1180-65102	RSA 2 Plus; MKR-Plus; MKS-Plus abgedichtete Version Sealed Version étanche	0,75 - 1,5	18 - 16			46039; 46037; 46780; 45701; 14448 rot 14458 gelb
CSV 10 - MDK 3	1181-10101	MDK 3 - Kontakte MDK 3 contacts Contacts MDK 3	0,5 - 1,0 1,5 - 2,5	20 - 18 16 - 14			46191 46194
CSV 10 - MDK 3 Plus	1181-13101	MDK 3 Plus - Kontakte abgedichtete Version MDK 3 Plus contacts sealed Contacts MDK 3 Plus - Version étanche	0,5 - 1,0 1,5 - 2,5	20 - 18 16 - 14			46628, 26402 46627, 26405
CSV 10 - DFK 40 0,35 - 1,0	1181-12101	DFK 40 Kontakte/contacts/contacts	0,35 - 0,5 0,5 - 1,0	22 - 20 20 - 18			46963 46964
CSV 10 - DFK 40 0,5 - 2,5	1185-21101	DFK 40 Kontakte/contacts/contacts	0,5 - 1,0 1,5 - 2,5	20 - 18 16 - 14			46964 46965
CSV 10 - DFK 40 Plus	1185-20101	DFK 40 Plus - Kontakte abgedichtete Version DFK 40 Plus contacts sealed Contacts DFK 40 Plus - Version étanche	0,5 - 1,0 1,5 - 2,5	20 - 18 16 - 14			46293 46557

Weitere Werkzeugköpfe auf Anfrage/Additional tool heads on request/D'autres têtes d'outils sont disponibles sur demande

Werkzeugtyp Tool type Type d'outil	Bestell-Nr. Part No. Référence	Anwendung Application Application	Crimpprofile Crimpprofiles Profils de sertissage		Profil- geometrie Profile geometry Géométrie du profil	Kontakte Contacts Contacts	Kontakt Nr.: Contacts No.: Contacts N°:
			mm <sup>2</sup>	AWG			
CSV 10 - RSA 2/MDK 5 Plus	1180-73102	MKR/MKS-Plus - Kontakte (1,5 mm) abgedichtete Version <b>MKR/MKS Plus contacts (1,5 mm) sealed</b> Contacts MKR/MKS Plus (1,5 mm) Version étanche	0,5 - 1,0 1,5 - 2,5	20 - 18 16 - 14			46806 45678 46807 45719 16695 blau 16694 braun
		RSA 2 Plus - Kontakte (1,6 mm) abgedichtete Version <b>RSA 2 Plus contacts (1,6 mm) sealed</b> Contacts RSA 2 Plus (1,6 mm) Version étanche	0,5 - 1,0 1,5 - 2,5	20 - 18 16 - 14			46135 46139 46136 46140 16695 blau 16694 braun
		VKS Plus - Kontakte (2,5 mm) abgedichtete Version <b>VKS Plus contacts (2,5 mm) sealed</b> Contacts VKS Plus (2,5 mm) Version étanche	0,5 - 1,0 1,5 - 2,5	20 - 18 16 - 14			46634 46633 14740 weiß 14739 orange
CSV 10 - RAM Plus	1180-66102	RAM-Plus-Kontakte abgedichtete Version <b>RAM-Plus contacts sealed</b> Contacts RAM-Plus - Version étanche	0,5 - 1,0 1,5 - 2,5	20 - 18 16 - 14			46035 46033 46036 46034 16695 blau 16694 braun
CSV 10 - VKR Plus	1180-98102	VKR Plus - Kontakte (2,5 mm) abgedichtete Version <b>VKR Plus contacts (2,5 mm) sealed</b> Contacts VKR Plus (2,5 mm) Version étanche	0,5 - 1,0 1,5 - 2,5	20 - 18 16 - 14			46570 46571 14414 braun 14415 grau
CSV 10 - MDK 5	1183-08102	MDK 4 / MDK 5 - Kontakte/contacts/contacts	0,5 - 1,0 1,5 - 2,5	20 - 18 16 - 14			46353 46178 46354 46179
CSV 10 - RAM 0,5 - 2,5	1183-10102	RAM Rundstecker - Kontakte 3,5 mm <b>RAM machined contacts 3,5 mm</b> RAM Clips ronds (3,5 mm)	0,5 - 1,0 1,5 - 2,5	20 - 18 16 - 14			46017 46018 46013 46011
CSV 10 - DFK 3 / 0,3 - 0,6	1183-20102	DFK 3 - Kontakte/contacts/contacts	0,3 - 0,6	22 - 20			46246
CSV 10 - DFK 3 / 0,5 - 2,5	1183-21102	DFK 3 - Kontakte/contacts/contacts	0,5 - 1,0 1,5 - 2,5	20 - 18 16 - 14			46462 46231
CSV 10 - FS 2,8 Plus	1183-14102	FS 2,8 Plus - Kontakte abgedichtete Version <b>FS 2,8 Plus contacts sealed</b> Contacts FS 2,8 Plus - Version étanche	0,5 - 1,0 1,5 - 2,5	20 - 18 16 - 14			46253 46255 16695 blau 16694 braun
CSV 10 - DFK 2	1183-22100	DFK 2 - Kontakte/contacts/contacts	0,5 - 1,0 1,5 - 2,5	20 - 18 16 - 14			46456 46457, 46472
CS 10L - DFK 4	1185-07101	DFK 4 - Kontakte/contacts/contacts	0,5 - 1,0 1,5 - 2,5	20 - 18 16 - 14			46359 46360
CSV 10 - DFK AFK/AFS 4,8 Plus	0185-08102	DFK 4 Plus - Kontakte abgedichtete Version <b>DFK 4 Plus contacts sealed</b> Contacts DFK 4Plus - Version étanche	0,5 - 1,0 1,5 - 2,5	20 - 18 16 - 14			46383 46384
		AFK/AFS Plus - Kontakte abgedichtete Version <b>AFK/AFS Plus contacts sealed</b> Contacts AFK/AFS Plus - Version étanche	0,5 - 1,0 1,5 - 2,5	20 - 18 16 - 14			46679, 46687 46682, 46691
CSV 10 - AFK/AFS 1,5	1187-05102	AFK/AFS 1,5 Kontakte/contacts/contacts	0,7 - 1,0 0,2 - 0,35 0,5 - 1,0	20 - 18 24 - 22 20 - 18			46591, 46589 46592, 46593, 46590
CSV 10 - AFK/AFS 1,5 Plus	1187-06102	AFK/AFS 1,5 Plus - Kontakte abgedichtete Version <b>AFK/AFS 1,5 Plus contacts sealed</b> Contacts AFK/AFS 1,5 Plus - Version étanche	0,2 - 0,35 0,5 - 1,0	24 - 22 20 - 18			46596, 46594 46041, 46595
CSV 10 - AFK/AFS 2,8	1187-07102	AFK/AFS 2,8 Kontakte/contacts/contacts	0,2 - 0,35 0,5 - 1,0 1,5 - 2,5	24 - 22 20 - 18 16 - 14			46700, 46671 46701, 46659 46705, 46657
CSV 10 - AFK/AFS 2,8 Plus	1187-08102	AFK/AFS 2,8 Plus - Kontakte abgedichtete Version <b>AFK/AFS 2,8 Plus contacts sealed</b> Contacts AFK/AFS 2,8 Plus - Version étanche	0,2 - 0,35 0,5 - 1,0 1,5 - 2,5	24 - 22 20 - 18 16 - 14			46638, 46673 46637, 46674 46636, 46676
CSV 10 - AFK/AFS 4,8 0,5 - 2,5	1187-09102	AFK/AFS 4,8 Kontakte/contacts/contacts	0,5 - 1,0 1,5 - 2,5	20 - 18 16 - 14			46649, 46685 46648, 46689
CSV 10 - AFK/AFS 4,8 0,2 - 4,0	1187-10102	AFK/AFS 4,8 Kontakte/contacts/contacts	0,2 - 0,35 2,5 - 4,0	24 - 22 14 - 12			46697, 46788 46650, 46695



*Aderenhülse und Kabel stirnseitig zuführen  
 Insert ferrule and wire into the front of the tool  
 Insérer embouts et câbles de façon frontale*

**Crimphandwerkzeuge für die professionelle Anwendung  
 Crimping hand tools for professional application  
 Outils de sertissage pour les professionnels**

### AE-System

### Crimping of wire end ferrules

The hand tools of the AE-System series are applicable to crimp wire end ferrules with or without insulation sleeve.

The main features are the high-precision crimping result in addition to a very comfortable force transmission even for large cross sections.

The outstanding handling of the tools depends on the different tool constructions and on the ergonomically designed soft handles with non-slip-off grip material.

In accordance with the application needs you can insert the ferrules and the cable from the side or the front.

The following tools are different in the crimping form: trapezium-, square or round.



AE 24



AE 2

CS 10-AE 12

CS 10-AER 22

CS 10-AE 22

CK 100-AE 21


### More Features:

- Automatic adjustment to the cross section
- High precision crimping results
- Releaseable ratchet ensures the complete crimping process
- Ergonomically designed soft handles with non-slip-off grip material for comfortable working
- Crimping according to DIN 46228/ EN 50027

- Trapez Crimp/Trapezium crimp/Sertissage trapézoïdal
- Rund Crimp/Round crimp/Circulaire
- Vierkant/Square crimp/Rectangulaire
- Doppel-W-Crimping/Double-W-Crimp/Double-W-Sertissage

Werkzeug Typ Tool type Type d'outil	Bestell-Nr. Part No. Référence	Querschnitt Cross section Section		Profilgeometrie Profile geometry Géométrie du profil	Crimptechnik Crimping technique Technique de sertissage		Kontakteinführung Insertion of contact Insertion du contact		Automatische Anpassung Self adjustment Ajustement automatique
		mm <sup>2</sup>	AWG		Linear Linéaire	Kniehebel- übersetzung Toggle joint Transmission du coude de levier	seitlich side latéral	oben front frontal	
AE 2	0151-41000	0,14 - 6,0	26 - 10		x			x	x
AE 3	0151-42000	0,5 - 10	20 - 8		x			x	x
AE 4	0151-43000	10 - 16	8 - 6		x			x	x
CS 10-AE 12	0187-21000	0,08 - 6	28 - 10		x		x		x
CS 10-AE 22	0181-96000	0,08 - 10	28 - 8		x		x		x
CS 10-AE 23	0187-26000	2,5 - 16	16 - 6		x		x		x
CS 10-AER 21	0186-16000	0,14 - 0,35 0,5 - 1,0 1,5 - 2,5	26 - 22 20 - 18 16 - 14		x		x		
CS 10-AER 22	0187-65000	1,5 - 2,5 4 - 6	16 - 14 12 - 10		x		x		
CS 10-AER 23	0187-63000	10 16	8 6				x		
CK 100-AE 21	0165-78000	0,14 - 0,75 1,0 - 1,5 2,5 4,0 6,0 10,0	26 - 18 18 - 16 14 12 10 8			x	x		
CK 100-AE 5	0165-05000	25 35	4 2			x	x		
CK 100-AE 51	0165-79000	10 16 25	8 6 4			x	x		
CK 100-AE 61	0165-29000	35 50	2 1			x	x		
AE 24	0151-49000	0,25 - 6,0	24 - 10		x			x	x

# CK100/CS30



**Crimphandwerkzeuge für die professionelle Anwendung**  
**Crimping hand tools for professional application**  
**Outils de sertissage pour les professionnels**

# CK100

Vielseitig und kompatibel  
Various and compatible  
Modulable et compatible



Abisolier- und Schneideinsatz zum schneiden und abisolieren von Kabeln  
Stripping- and cutting unit for cutting and stripping of cables  
Unité pour la coupe et le dénudage de câbles

## Series CK 100

Tools of the CK 100 Series are suitable for different contacts and cross sections. The precise guide tracking of the tool ensures a high quality application. A large selection of crimp die sets which can easily be exchanged without any additional tool in our tool series CK 100 KS, is available for different applications. In addition, the same die sets can be used in our parallel operating tools of the CS 30 STRATO Series.

Thanks to the patented fixturing of the crimp die sets, an easy and accurate exchange and positioning of the crimp die sets is assured.

### Clip & Strip

As an accessory the cutting and stripping unit Clip & Strip can be mounted in the handles of the CK 100 system without any additional tool, transforming this service tool into a real multitool.

Basiswerkzeug Basic tool Outil de base		Bestell-Nr. Part No. Référence
CK 100 K (kurze Griffe/short handles/poignées courtes)		0165-30005
CK 100 L (lange Griffe/long handles/poignées longues)		0166-16001
CK 100 KS (kurze Griffe/short handles/poignées courtes)		0165-37000

Werkzeug Tool Type Type d'outil	Abisolierstationen Stripping station Station de dénudage	Bestell-Nr. Part No. Référence
Clip & Strip	0,5-1,0 / 1,5 / 2,5 / 4,0 / 6,0 mm <sup>2</sup>	1164-00100
Clip & Strip	20-18 / 16 / 14 / 12 / 10 AWG	1164-00200

### Specifications:

- Tool with precise radial closing motion
- Exchangeable crimp die sets (please see following chart – also applicable in our CS 30 STRATO Crimp System!)
- Precision due to special profile geometry
- with device for mounting the cutting and stripping system Clip & Strip
- Releasable ratchet ensures the complete crimp process
- Ergonomic soft-handles with slip-off protection
- Low handle force thanks to an optimal force transmission
- Tool with patented crimp set fixturing for the secure positioning and application in the tool
- Completely made of high-tempered special steel, specific stressed parts are specially heat treated





# CS30

Vielseitig und kompatibel  
 Various and compatible  
 Modulable et compatible



*Klapp-Positionierer*  
*Flap locator*  
*Positionnement par clapet*



CS 30 STRATO

## Series CS 30 STRATO

The parallel operating crimp system CS 30 STRATO meets the highest expectations for all requirements of quality and functional application.

These crimp tools are especially developed for industrial applications to precisely crimp cross-sections from 0,03mm<sup>2</sup> (AWG 32) to 16mm<sup>2</sup> (AWG 5) using different die sets.

The double-guidance-system guarantees an constant closing force and precise twist resistant guidance for every profile and thus ensures the compliance to the smallest tolerances.


Basiswerkzeug Basic tool Outil de base	Bestell-Nr. Part No. Référence
CS 30 K STRATO (kurze Griffe/short handles/poignées courtes)	0190-00006
CS 30 L STRATO (lange Griffe/long handles/poignées longues)	0190-01004

## Specifications:

- Tool with parallel operating system
- High guidance capacity due to double-guidance-system
- Exchangeable crimp dies (please see following chart – also applicable in our CK 100 Crimp System)
- Tool with patented crimp set fixing for the secure positioning and application in the tool
- Precision due to special profile geometries
- Integrated flap locator for an optimal contact positioning, also outside of the tool
- Releasable ratchet ensures the complete crimp process
- Ergonomic soft-handles with slip-off protection
- Low handle force thanks to an optimal force transmission
- Completely made of high-tempered special steel, specific stressed parts are especially heat-treated

Einsatzset Die set Matrice	Bestell-Nr. Part No. Référence	Basis-Werkzeug Basic tool Outil de base		Anwendung Application Application	Crimpprofile Crimpprofiles Profils de sertissage		Profil- geometrie Profile geometry Géométrie du profil	Kontakte Contacts Contacts	Kontakt Nr.: Contact No.: Contact N°:
		CK 100	CS 30		mm <sup>2</sup>	AWG			
Set 44 rot/blau/gelb red/blue/yellow rouge/bleu/jaune	1865-27100	kurz short court	kurz short court	Rot/blau/gelb isolierte DIN Kabelschuhe, Stiftkabelschuhe, Flachstecker, Flachsteckhülsen, Rundstecker, Rundsteckhülsen Stoß- und Parallelverbinder red/blue/yellow DIN cable lugs, pin cable lugs, tabs und receptacles circular connectors and receptacles butt and parallel connectors Cosse à oeuillet isolée rouge/bleue/jaune selon norme DIN, contacts mâles, clip et languette, fiche cylindrique mâle et fiche cylindrique femelle, manchons préisolés bout à bout	rot/red 0,5 - 1,0 blau/blue 1,5 - 2,5 gelb/yellow 4,0 - 6,0	22 - 18 16 - 14 12 - 10			
Set gelb 0,35 rot/blau/gelb 0,35-6 Set yellow 0,35 red/blue/yellow 0,35-6 Set jaune 0,35 rouge/bleu/jaune 0,35-6	1866-78101	kurz short court	kurz short court	Isolierte Schrumpfschlauchverbinder Insulated shrink tube connectors Manchon préisolé à gaine rétractable	gelb/yellow 0,35 - 0,5 4,0 - 6,0 rot/blau red/blue 0,5 - 2,5	22 - 20 12 - 10 20 - 14			
Set 111...113	1865-03103	kurz short court	kurz short court	Isolierte Verbinder rot/blau/gelb ohne Isolationscrimp Insulated connectors without insulation crimp Manchon préisolé rouge/bleu/jaune sans sertissage de l'isolant	rot/red 0,5 - 1,0 blau/blue 1,5 - 2,5 gelb/yellow 4,0 - 6,0	20 - 16 16 - 14 12 - 10			
Set AE 21	1865-97100	kurz short court	kurz short court	Aderendhülsen mit und ohne Isolierkragen nach DIN 46228 Wire end ferrules with and without insulation sleeve Embout de câble avec et sans gaine isolante selon norme DIN 46228	rot/red 0,5 - 1,0 blau/blue 1,5 - 2,5 gelb/yellow 4,0 - 6,0	26 - 18 18 - 16 14 12 10 8			
Set AE 51	1865-96100	kurz short court	kurz short court	Aderendhülsen mit und ohne Isolierkragen nach DIN 46228 Wire end ferrules with and without insulation sleeve Embout de câble avec et sans gaine isolante selon norme DIN 46228	10,0 16,0 25,0	8 6 4			
Set 65 Isolation mit Überlappungscrimp Insulation with overlap crimp Isolation avec sertissage par recouvrement	1865-02100	kurz short court	kurz short court	Nicht isolierte Flachstecker + Flachsteckhülsen für Steckbreiten: Flat push-on receptacles and tabs without insulation sleeve, nominal width: Clips et languette non isolés pour largeurs d'enfichage: 2,8mm DIN 46247 Blatt 1/Fiche 1 6,3mm DIN 46247 Blatt 3/Fiche 3 9,5mm DIN 46247 Blatt 4/Fiche 4	0,5 - 1,0 1,5 - 2,5 4,0 - 6,0 0,5 - 1,0	20 - 16 16 - 12 12 - 10 20 - 16			
Set 65-B Isolation mit B-Crimp Insulation with B-crimp Isolation avec sertissage en B	1865-01100	kurz short court	kurz short court	Nicht isolierte Flachstecker + Flachsteckhülsen für Steckbreiten: Flat push-on receptacles and tabs without insulation sleeve, nominal width: Clips et languette non isolés pour largeurs d'enfichage: 2,8mm DIN 46247 Blatt 1/Fiche 1 6,3mm DIN 46247 Blatt 3/Fiche 3 9,5mm DIN 46247 Blatt 4/Fiche 4	0,5 - 1,0 1,5 - 2,5 4,0 - 6,0 0,5 - 1,0	20 - 16 16 - 12 12 - 10 20 - 16			
Set MAK 28 AZ 2043	1866-64100	*	kurz short court	MAK 28 - Kontakte MAK 28 contacts Contacts MAK 28	0,22 0,35	24 22			28271
Set MAK 15 AZ 2040	1866-61100	*	kurz short court	MAK 15 - Kontakte MAK 15 contacts Contacts MAK 15	0,5 0,75 1,0	20 18 18			28288
Set MAK 15 AZ 2041	1866-62100	*	kurz short court	MAK 15 - Kontakte MAK 15 contacts Contacts MAK 15	0,22 0,35	24 22			28287

Einsatzset Die set Matrice	Bestell-Nr. Part No. Référence	Basis-Werkzeug Basic tool Outil de base		Anwendung Application Application	Crimpprofile Crimpprofiles Profils de sertissage		Profil- geometrie Profile geometry Géométrie du profil	Kontakte Contacts Contacts	Kontakt Nr.: Contact No.: Contact N°:
		CK 100	CS 30		mm <sup>2</sup>	AWG			
Set 2,8	1865-91100	kurz short court	kurz short court	nicht isolierte Flachstecker + Flachsteckhülsen für Steckbreite: <b>Flat push-on receptacles and tabs without insulation sleeve, nominal width:</b> clips et languette non isolés pour largeur d'enfichage :  2,8mm DIN 46247 Blatt 1/Fiche 1	0,1 - 0,25 0,25 - 0,5 0,5 - 1,0	28 - 24 24 - 20 20 - 18			
Set 4,8	1865-92100	kurz short court	kurz short court	nicht isolierte Flachstecker + Flachsteckhülsen für Steckbreite: <b>Flat push-on receptacles and tabs without insulation sleeve, nominal width:</b> clips et languette non isolés pour largeur d'enfichage :  4,8mm DIN 46247 Blatt 2/Fiche 2	0,5 - 1,0 1,5 2,5	20 - 18 16 12			
Set 6,3	1864 - 30102	kurz short court	kurz short court	nicht isolierte Flachstecker + Flachsteckhülsen für Steckbreite: <b>Flat push-on receptacles and tabs without insulation sleeve, nominal width:</b> clips et languette non isolés pour largeur d'enfichage :  6,3 mm DIN 46247 Blatt 3/Fiche 3 9,5 mm DIN 46247 Blatt 4/Fiche 4	0,5 - 1,0 1,5 - 2,5 4,0 - 6,0	20 - 18 16 - 12 12 - 10			
Set FAHN 0,5 - 2,5	1864-96100	kurz short court	kurz short court	nicht isolierte Flachstecker + Flachsteckhülsen mit seitlichem Leiteranschluss (Fahnstecker) mit einer Steckbreite von 6,3mm <b>Flat push-on receptacles and tabs without insulation sleeve, nominal width 6,3mm</b> clips et languette non isolés avec connecteur latéral d'une largeur d'enfichage de 6.3 mm	0,5 - 1,0 1,5 - 2,5	20 - 18 16 - 14			
Set 66 (D)	1865-24100	kurz short court	kurz short court	nicht isolierte Kabelschuhe mit geschlossener Crimphülse (Dornverpressung) <b>non insulated cable lugs, closed barrel pin pressure</b> Cosse à sertir non isolée (serrage en poinçon)  DIN 46234 / DIN 46230	0,1 - 0,5 0,5 - 2,5 4,0 - 6,0 10,0	26 - 20 20 - 14 12 - 10 8			
Set 66 (W)	1864-45100	kurz short court	kurz short court	nicht isolierte Kabelschuhe mit geschlossener Crimphülse (W-Pressung) <b>non insulated cable lugs, closed barrel w-pressure</b> Cosse à sertir non isolée (serrage en W)  DIN 46234 / DIN 46230 / DIN 46341	0,25 - 1,5 1,0 - 2,6 2,7 - 6,6	22 - 16 16 - 14 12 - 10			
Set RKS 1 0,75 - 2,5	1866-72100	kurz short court	kurz short court	Rohrkabelschuhe <b>Cable lugs</b> Cosse tubulaire	0,75 1,5 2,5	18 16 14			
Set RKS 2 4-10	1865-51100	kurz short court	kurz short court	Rohrkabelschuhe <b>Cable lugs</b> Cosse tubulaire	4,0 6,0 10,0	12 10 8			
Set RKS 3 10/16	1865-04100	kurz short court	kurz short court	Rohrkabelschuhe <b>Cable lugs</b> Cosse tubulaire	10,0 16,0	7 5			
Set RG 58/59	1865-26100	kurz short court	kurz short court	Koax Steckverbinder BNC-TNC für Kabel RG 58/59/62 und 71 <b>Koax plug connectors BNC-TNC for RG 58/59/62/71 wire</b> Cosse coax BNC-TNC pour câble RG 58/59/62 et 71	SW 5,4 SW 6,48 SW 1,72				
Set MSK AZ 2038	1866-26100	*	kurz short court	MSK - Kontakte <b>MSK contacts</b> Contacts MSK	0,22 0,35 0,5-1,0	24 22 20-18			28054
Set MSK ELA AZ 2039	1866-34100	*	kurz short court	MSK plus - Kontakte abgedichtete Version <b>MSK plus contacts sealed</b> Contacts étanches MSK plus	0,22 0,35 0,5	24 22 20			28103
Set SIKO 1 Fsh. 6,3 AZ 2042	1866-63100	*	kurz short court	SIKO 1 / Fsh. 6,3 - Kontakte <b>SIKO 1 / Fsh. 6,3 contacts</b> Contacts SIKO 1/Fsh. 6,3	0,5 0,75 1,0	20 18 18			26817

Einsatzset Die set Matrice	Bestell-Nr. Part No. Référence	Basis-Werkzeug Basic tool Outil de base		Anwendung Application Application	Crimpprofile Crimpprofiles Profils de sertissage		Profil-geometrie Profile geometry Géométrie du profil	Kontakte Contacts Contacts	Kontakt Nr.: Contact No.: Contact N°:
		CK 100	CS 30		mm <sup>2</sup>	AWG			
Set DFK 40 / MAK 8	1866-94100	*	kurz short court	DFK 40 / MAK 8 Kontakte DFK 40 / MAK 8 contacts Contacts DFK 40 / MAK 8	DFK 40 2,5-4,0 MAK 8 2,5-4,0	14-12  14-12			46966 28222
Set LSK 8 ELA	1865-17103	*	kurz short court	LSK 8 ELA Kontakte abgedichtete Version LSK 8 ELA contacts sealed Contacts étanches LSK 8 ELA	4,0-6,0	12-10			
Set WDF 2 AZ 2002	1865-40100	*	kurz short court	WDF 2 - Kontakte WDF 2 contacts Contacts WDF 2	0,5-0,75 1,0	20-18			26100/26104
Set WDF 2 AZ 2003	1865-42100	*	kurz short court	WDF 2 - Kontakte WDF 2 contacts Contacts WDF 2	1,5 2,5	16 14			26102 26106
Set AFK/AFS 2,8 AZ 2010	1865-84100	*	kurz short court	AFK/AFS 2,8 - Kontakte AFK/AFS 2,8 contacts Contacts AFK/AFS 2,8	0,5 0,75 1,0	20 18 18			46637 46674
Set AFK/AFS 2,8 ELA AZ 2011	1865-83100	*	kurz short court	AFK/AFS 2,8 plus - Kontakte abgedichtete Version AFK/AFS 2,8 contacts sealed Contacts étanches AFK/AFS 2,8	0,22 0,35	24 22			46638/46673
Set AFK/AFS 2,8 ELA AZ 2012	1865-82100	*	kurz short court	AFK/AFS 2,8 plus - Kontakte abgedichtete Version AFK/AFS 2,8 contacts sealed Contacts étanches AFK/AFS 2,8	1,5 2,5	16 14			46636/46676
Set AFK/AFS 2,8 AZ 2015	1865-80100	*	kurz short court	AFK/AFS 2,8 - Kontakte AFK/AFS 2,8 contacts Contacts AFK/AFS 2,8	1,5 2,5	16 14			46705/46657
Set AFK 4,8 ELA AZ 2016	1865-25100	*	kurz short court	AFK 4,8 plus - Kontakte abgedichtete Version AFK 4,8 plus contacts sealed Contacts étanches AFK 4,8	0,5 0,75 1,0	20 18 18			46679
Set AFK 4,8 AZ 2017	1865-79100	*	kurz short court	AFK 4,8 - Kontakte AFK 4,8 contacts Contacts AFK 4,8	1,5 2,5	16 14			46682
Set AFK 4,8 ELA AZ 2018	1865-78100	*	kurz short court	AFK 4,8 plus - Kontakte abgedichtete Version AFK 4,8 plus sealed Contacts étanches AFK 4,8	4,0	12			46684
Set AFK 4,8 AZ 2020	1865-76100	*	kurz short court	AFK 4,8 - Kontakte AFK 4,8 contacts Contacts AFK 4,8	0,2 0,35	24 22			46697
Set AFK 4,8 AZ 2021	1865-66100	*	kurz short court	AFK 4,8 - Kontakte AFK 4,8 contacts Contacts AFK 4,8	0,5 0,75 1,0	20 18 18			46649
Set AFK 4,8 AZ 2022	1865-65100	*	kurz short court	AFK 4,8 - Kontakte AFK 4,8 contacts Contacts AFK 4,8	1,5 2,5	16 14			46648
Set AFK 4,8 AZ 2023	1865-64100	*	kurz short court	AFK 4,8 - Kontakte AFK 4,8 contacts Contacts AFK 4,8	4,0	12			46650
Set DFK 2 AZ 2024	1865-63100	*	kurz short court	DFK 2 - Kontakte DFK 2 contacts Contacts DFK 2	6,0	10			26474
Set AFK/AFS 1,5 ELA AZ 2025	1865-58100	*	kurz short court	AFK/AFS 1,5 plus - Kontakte abgedichtete Version AFK/AFS 1,5 plus contacts sealed Contacts étanches AFK/AFS 1,5 plus	0,22 0,35	24 22			46596/46594
Set AFK/AFS 1,5 AZ 2026	1865-57100	*	kurz short court	AFK/AFS 1,5 - Kontakte AFK/AFS 1,5 contacts Contacts AFK/AFS 1,5	0,5 0,75 1,0	20 18 18			46041/46595
Set AFK/AFS 1,5 AZ 2027	1865-56100	*	kurz short court	AFK/AFS 1,5 - Kontakte AFK/AFS 1,5 contacts Contacts AFK/AFS 1,5	0,22 0,35	24 22			46591/46589
Set AFK/AFS 1,5 AZ 2028	1865-55100	*	kurz short court	AFK/AFS 1,5 - Kontakte AFK/AFS 1,5 contacts Contacts AFK/AFS 1,5	0,5 0,75 1,0	20 18 18			46592/46590
Set AFK 0,63 AZ 2029	1865-54100	*	kurz short court	AFK 0,63 - Kontakte AFK 0,63 contacts Contacts AFK 0,63	0,22 0,35 0,5-1,0	24 22 20-18			26869/26870
Set VEK 4 0,63 AZ 2030	1865-53100	*	kurz short court	VEK 4 - Kontakte VEK 4 contacts Contacts VEK 4	0,35 0,5	22 20			26540/26541

# SH



Schneidwerkzeuge  
Cutting tools  
Outils de coupe



SH 501-ACSR

### Series SH cable cutter

The different variations of the series SH are applicable to different materials, cross sections and dimensions.

#### Specifications:

- High strength special steel
- Locking lever
- Functional parts especially heat-treated
- Very good force transmission
- Double step
- Step-wise and burr-free cutting
- Release possibility in every cutting position
- Solid tool design with strengthened and stable tooth geometry
- Ergonomically designed handles with special non slip-off grip-material!
- Special insulation for 1000 V application available
- Not usable for steel wire armoured cable (EHS)!

Werkzeugtyp Tool type Outil	Bestell-Nr. Part No. Référence	Ausführung Specifications Spécificités	Schneidbereiche Cutting range Zone de coupe	Gewicht Weight Poids	Länge Length Longueur
SH 320	0121-25000	<p>Kabelschneider in Ratschenausführung. Einhandbedienung. Geeignet zum Schneiden von Erd-, Kunststoff- und Gummikabeln. Nicht zum Schneiden von Stahl oder Stahldraht geeignet.</p> <p><b>Cable cutter with ratchet mechanism. One hand operation. Applicable for cutting underground cables and cables with plastic or rubber insulation. Do not use for steel cable.</b></p> <p>Coupe-câble à crémaillère. Utilisation à une main. Destiné aux câbles souterrains, avec couches extérieures PVC ou caoutchouc. Ne coupe pas l'acier ou les fils d'acier.</p>	<p><b>Eindrähtige Kabel:</b> max. 25/15 mm AL/CU Durchmesser</p> <p><b>Mehrdrähtige Kabel:</b> max. 32 mm Durchmesser oder 300 mm<sup>2</sup></p> <p><b>Solid cable:</b> max. 25/15 mm AL/CU diameter</p> <p><b>Stranded cable:</b> max. 32 mm diameter or 600 MCM</p> <p><b>Câbles mono conducteurs:</b> max. 25/15 mm diamètre AL/CU</p> <p><b>Câbles multiconducteurs:</b> dia. max. 32 mm ou 300 mm<sup>2</sup></p>	600g	260mm
SH 320 1000 Volt	0121-20000	<p>1000 Volt Spannungsfestigkeit im Griffbereich nach VDE Kabelschneider in Ratschenausführung. Einhandbedienung. Geeignet zum Schneiden von Erd-, Kunststoff- und Gummikabeln. Nicht zum Schneiden von Stahl oder Stahldraht geeignet.</p> <p><b>1000 volt sustaining capability in the working area as per VDE Cable cutter with ratchet mechanism. One hand operation. Applicable for cutting underground cables and cables with plastic or rubber insulation. Do not use for steel cable.</b></p> <p>Rigidité diélectrique 1000 Volt dans la zone de manipulation selon la norme VDE Coupe-câble à crémaillère. Utilisation à une main. Destiné aux câbles souterrains, avec couches extérieures PVC ou caoutchouc.</p>	<p><b>Eindrähtige Kabel:</b> max. 25/15 mm AL/CU Durchmesser</p> <p><b>Mehrdrähtige Kabel:</b> max. 32 mm Durchmesser oder 300 mm<sup>2</sup></p> <p><b>Solid cable:</b> max. 25/15 mm AL/CU diameter</p> <p><b>Stranded cable:</b> max. 32 mm diameter or 600 MCM</p> <p><b>Câbles mono conducteurs:</b> max. 25/15 mm diamètre AL/CU</p> <p><b>Câbles multiconducteurs:</b> dia. max. 32 mm ou 300 mm<sup>2</sup></p>	600g	260mm
SH 500	0121-21000	<p>Kabelschneider in Ratschenausführung. Einhandbedienung. Geeignet zum Schneiden von Erd-, Kunststoff- und Gummikabeln. Nicht zum Schneiden von Stahl oder Stahldraht geeignet.</p> <p><b>Cable cutter with ratchet mechanism. One hand operation. Applicable for cutting underground cables and cables with plastic or rubber insulation. Do not use for steel cable.</b></p> <p>Coupe-câble à crémaillère. Utilisation à une main. Destiné aux câbles souterrains, avec couches extérieures PVC ou caoutchouc. Ne coupe pas l'acier ou les fils d'acier.</p>	<p><b>Eindrähtige Kabel:</b> max. 25/15 mm AL/CU Durchmesser</p> <p><b>Mehrdrähtige Kabel:</b> max. 52 mm Durchmesser oder 300 mm<sup>2</sup></p> <p><b>Solid cable:</b> max. 25/15 mm AL/CU diameter</p> <p><b>Stranded cable:</b> max. 52 mm diameter or 600 MCM</p> <p><b>Câbles mono conducteurs:</b> max. 25/15 mm diamètre AL/CU</p> <p><b>Câbles multiconducteurs:</b> dia. max. 52 mm ou 300 mm<sup>2</sup></p>	800g	285mm
SH 500 1000 Volt	0121-22000	<p>1000 Volt Spannungsfestigkeit im Griffbereich nach VDE. Kabelschneider in Ratschenausführung. Einhandbedienung. Geeignet zum Schneiden von Erd-, Kunststoff- und Gummikabeln. Nicht zum Schneiden von Stahl oder Stahldraht geeignet.</p> <p><b>1000 volt sustaining capability in the working area as per VDE. Cable cutter with ratchet mechanism. One hand operation. Applicable for cutting underground cables and cables with plastic or rubber insulation. Do not use for steel cable.</b></p> <p>Rigidité diélectrique 1000 Volt dans la zone de manipulation selon la norme VDE Coupe-câble à crémaillère. Utilisation à une main. Destiné aux câbles souterrains, avec couches extérieures PVC ou caoutchouc. Ne coupe pas l'acier ou les fils d'acier.</p>	<p><b>Eindrähtige Kabel:</b> max. 25/15 mm AL/CU Durchmesser</p> <p><b>Mehrdrähtige Kabel:</b> max. 52 mm Durchmesser oder 300 mm<sup>2</sup></p> <p><b>Solid cable:</b> max. 25/15 mm AL/CU diameter</p> <p><b>Stranded cable:</b> max. 52 mm diameter or 600 MCM</p> <p><b>Câbles mono conducteurs:</b> max. 25/15 mm diamètre AL/CU</p> <p><b>Câbles multiconducteurs:</b> dia. max. 52 mm ou 300 mm<sup>2</sup></p>	800g	285mm
SH 501-ACSR	0121-24002	<p>Kabelschneider in Ratschenausführung. Einhandbedienung. Alle Teile aus hochfestem Spezialstahl. Schneideinsätze aus gehärtetem Spezialmesserstahl.</p> <p><b>Cable cutter with ratchet mechanism. One hand operation. All parts are of high strength special steel. Blade inserts are of hardened special tool steel.</b></p> <p>Coupe-câble à crémaillère. Utilisation à une seule main. Toutes les pièces sont en acier spécial ultra résistant. Les tranchants sont en acier de coutellerie trempé.</p>	<p>Al-Kabel Stahl verstärkt (ACSR) bis 477 MCM. Kupfer- und Aluminiumkabel Einzel- u. Mehrleiter: eindrähtige Kabel bis 1" 25,4mm, mehrdrähtige Kabel bis 1 1/4" 32mm. Kohlenstoffarmer Stahl bis 3/8" 9,5mm.</p> <p><b>Al-cable steel strengthened (ACSR) to 477 MCM. Copper and aluminium cable, solid and stranded wire: solid cables up to 1" 25,4mm, stranded cables up to 1 1/4" 32mm. Low carbon steel up to 3/8" 9,5mm.</b></p> <p>Câbles aluminium renforcé en acier (ACSR) jusqu'à 477 MCM. Câbles cuivre et aluminium, mono- et multiconducteurs: Câbles mono conducteurs max. 1" 25,4mm, Câbles multiconducteurs max. 1 1/4" 32mm Acier à faible taux de carbone max. 3/8" 9,5mm.</p>	1,2kg	350mm

Werkzeugtyp Tool type Outil	Bestell-Nr. Part No. Référence	Ausführung Specifications Spécificités	Schneidbereiche Cutting range Zone de coupe	Gewicht Weight Poids	Länge Length Longueur
SH 540	0121-30001	Kabelschneider in Ratschenausführung. Einhandbedienung. Geeignet zum Schneiden von Erd-, Kunststoff- und Gummikabeln. Nicht zum Schneiden von Stahl oder Stahldraht geeignet. Cable cutter with ratchet mechanism. One hand operation. Applicable for cutting underground cables and cables with plastic or rubber insulation. Do not use for steel cable. Coupe-câble à crémaillère. Utilisation à une main. Destiné aux câbles souterrains, avec couches extérieures PVC ou caoutchouc. Ne coupe pas l'acier ou les fils d'acier.	Ein- und mehrdrätige Kabel CU/AL bis max. 54 mm Durchmesser und max. 480 mm <sup>2</sup> (1000 MCM) Copper and aluminium cable applicable until 54 mm diameter resp. 2 1/6" and max. 480 mm <sup>2</sup> (1000 MCM) Câbles mono- et multiconducteurs CU/AL (sans câble aluminium-acier/ACSR) de dia. max. 54 mm et max. 480 mm <sup>2</sup> (1000 MCM).	800g	310mm
SH 541	0121-31002	Kabelschneider in Ratschenausführung ( <b>besonders stabile Ausführung</b> ). Einhandbedienung. Geeignet zum Schneiden von Erd-, Kunststoff- und Gummikabeln. Nicht zum Schneiden von Stahl oder Stahldraht geeignet. Cable cutter with ratchet mechanism ( <b>particularly robust construction</b> ). One hand operation. Applicable for cutting underground cables and cables with plastic or rubber insulation. Do not use for steel cable. Coupe-câble à crémaillère ( <b>construction particulière ment stable</b> ). Utilisation à une main. Destiné aux câbles souterrains, avec couches extérieures PVC ou caoutchouc. Ne coupe pas l'acier ou les fils d'acier.	Ein- und mehrdrätige Kabel CU/AL bis max. 54 mm Durchmesser und max. 480 mm <sup>2</sup> (1000 MCM) - auch verdichtet Copper and aluminium cable applicable until 54 mm diameter resp. 2 1/6" and max. 480 mm <sup>2</sup> (1000 MCM) - also compacted Câbles mono- et multiconducteurs CU/AL (sans câble aluminium-acier/ACSR) de dia. max. 54 mm et max. 480 mm <sup>2</sup> (1000 MCM) aussi câbles compactes	1 kg	301mm
SH 600	0121-32000	Kabelschneider in Ratschenausführung. Zweihandbedienung. Geeignet zum Schneiden von Erd-, Kunststoff- und Gummikabeln. Nicht zum Schneiden von Stahl oder Stahldraht geeignet. Cable Cutter with ratchet mechanism. Two hand operation. Applicable for cutting underground cables and cables with plastic or rubber insulation. Do not use for steel cable. Coupe câble à crémaillère. Utilisation à deux mains. Destiné aux câbles souterrains, avec gaine PVC ou caoutchouc. Ne coupe pas l'acier ou les fils d'acier.	CU AL Kabel bis max. Ø 60 mm z.B. 2x240 mm <sup>2</sup> NAVY Cu Al cable until max. Ø 60 mm e.g. 2x240 mm <sup>2</sup> NAVY Câble CU/AL de dia. max. 60 mm par ex. 2x240 mm <sup>2</sup> NAVY	4,8 kg	720mm
SH 600 T	0121-36000	Kabelschneider in Ratschenausführung <b>mit Teleskopgriffen</b> . Zweihandbedienung. Geeignet zum Schneiden von Erd-, Kunststoff- und Gummikabeln. Nicht zum Schneiden von Stahl oder Stahldraht geeignet. Cable Cutter with ratchet mechanism <b>with telescopic handles</b> . Two hand operation. Applicable for cutting underground cables and cables with plastic or rubber insulation. Do not use for steel cable. Coupe câble à crémaillère <b>avec manches télescopiques</b> . Utilisation à deux mains. Destiné aux câbles souterrains, avec gaine PVC ou caoutchouc. Ne coupe pas l'acier ou les fils d'acier.	CU AL Kabel bis max. Ø 60 mm z.B. 2x240 mm <sup>2</sup> NAVY Cu Al cable until max. Ø 60 mm e.g. 2x240 mm <sup>2</sup> NAVY Câble CU/AL de dia. max. 60 mm par ex. 2x240 mm <sup>2</sup> NAVY	4,8 kg	min. 590mm - max. 730mm
SH 1000	0121-33000	Kabelschneider in Ratschenausführung. Zweihandbedienung. Geeignet zum Schneiden von Erd-, Kunststoff- und Gummikabeln. Nicht zum Schneiden von Stahl oder Stahldraht geeignet. Cable Cutter with ratchet mechanism. Two hand operation. Applicable for cutting underground cables and cables with plastic or rubber insulation. Do not use for steel cable. Coupe-câble à crémaillère. Utilisation à deux mains. Destiné aux câbles souterrains, avec couches extérieures PVC ou caoutchouc. Ne coupe pas l'acier ou les fils d'acier.	CU AL Kabel bis max. Ø 100 mm z.B. 2x400 mm <sup>2</sup> NAVY Cu Al cable until max. Ø 100 mm e.g. 2x400 mm <sup>2</sup> NAVY Câble CU/AL de dia. max. 100 mm par ex. 2x400 mm <sup>2</sup> NAVY	6,2 kg	870mm
SH 1000 T	0121-37000	Kabelschneider in Ratschenausführung <b>mit Teleskopgriffen</b> . Zweihandbedienung. Geeignet zum Schneiden von Erd-, Kunststoff- und Gummikabeln. Nicht zum Schneiden von Stahl oder Stahldraht geeignet. Cable Cutter with ratchet mechanism <b>with telescopic handles</b> . Two hand operation. Applicable for cutting underground cables and cables with plastic or rubber insulation. Do not use for steel cable. Coupe-câble à crémaillère <b>avec manches télescopiques</b> . Utilisation à deux mains. Destiné aux câbles souterrains, avec couches extérieures PVC ou caoutchouc. Ne coupe pas l'acier ou les fils d'acier.	CU AL Kabel bis max. Ø 100 mm z.B. 2x400 mm <sup>2</sup> NAVY Cu Al cable until max. Ø 100 mm e.g. 2x400 mm <sup>2</sup> NAVY Câble CU/AL de dia. max. 100 mm par ex. 2x400 mm <sup>2</sup> NAVY	6,2 kg	min. 685mm - max. 875mm



# CABLE BST



**Abisolieren und Entriegeln**  
**Stripping and extraction**  
**Pinces à dénuder et outils d'extraction**

# CABLE BST

Abisolierwerkzeug  
Insulation stripping tool  
Outil de dénudage

## FEATURES

- + Smart self-adjustment of all cross-sections
- + With additional „POWERPLUS“ for special cables
- + Length locator for adjustable stripping length of 3,0 to 21,0 mm
- + With precise cutting function for solid wire up to 6,0 mm<sup>2</sup> and flexible wire up to 16,0 mm<sup>2</sup>
- + Cutting function with integrated hand protection
- + Stripping blades are quickly exchangeable without the help of tools
- + The „SAFELINE“ in the handle ensures a safe storage of the stripping blades
- + Fatigue-free work will be guaranteed through the ergonomic design
- + High tool stability thanks to glass fiber polyamid, cutting and stripping area made of high-strength steel



Exact stripping with the new

## CABLE BST

Part No: 0120-60058

The new blade design enables an exact cutting of the insulation of each stranded and solid wire with insulation of 0.03 to 16.0 mm<sup>2</sup>

The ideal tool for every tool case!


# MW

Entriegelungswerkzeuge  
Extraction Tools  
Outils de déverrouillage

## Extraction tools

Special tools to extract contacts from their housing.

- High extraction precision due to precise pin design
- Stressed parts made of tempered steel
- Ergonomically designed handle which allows all necessary movements for extracting the contacts even in difficult places
- Easily exchangeable pins protect the resources in cases of wearout
- Tools and pins are fully recyclable



Basis Griff mit Wechselklingen Basic handle with changeable pins Poignée de base avec pointes interchangeables	Bestell-Nr. Part No. Référence
MW-Griff Universal MW-Handle Universal: Poignée MW Universelle:	0230-48004

Ersatzspitzen / Wechselklingen Spare pins / changeable pins Pointes de rechange/embouts interchangeables	Bestell-Nr. Part No. Référence
Flachsteckhülse 2,8 Flat push-on receptacle 2,8 Languette femelle 2,8	1230-21201
Flachsteckhülse 4,8 / 6,3 Flat push-on receptacle 4,8 / 6,3 Languette femelle 4,8 / 6,3	1230-20201
DFK-AFK 2,8-5,8	1230-12201
MKR/MKS 1,5 mm rund / round / rond	1230-08201
AFK/AFS 1,5	1230-13201
AFS 4,8	1230-23201
4,8 mm asym. Flachstecker 4,8 mm asym. Flat Connector 4,8 mm connecteur plat asymétrique	1230-49201
2,8 mm asym. Flachstecker 2,8 mm asym. Flat Connector 2,8 mm connecteur plat asymétrique	1230-14201
LFK Plus	2230-25202
VKR 2,5	
LKS	1230-16201
Montagehülse 4 mm System Mounting Sleeve 4 mm System Cosse de montage système 4 mm	2231-05264
Demontage Hülse 4 mm System Dismounting Sleeve 4 mm System Cosse de démontage système 4 mm	2231-05265

# KITS



**Professionelle Service Sortimente**  
**Professional service tool kits**  
**Sélection "Service Pro"**

## Service tool kits

Complete product solutions based on customer needs increase the flexible and effective use of the tools.

In many application areas there are needs for special tool solutions, which are reliable in their application, extensive in their features and which can be expanded for future use.

Our tool kit and case system meets these requirements. We can offer innovative solutions which are either universal or adaptable to the customer needs or to the respective application.

Give us a try, we will be glad to assist you!



## Professional service tool kit CSV 10

The universal applicable tool system CSV 10 is based on our Head-Change-System CS Vario. The basic tool is complemented by mounting a ready adjusted tool head. No additional tools are necessary to exchange the tool heads, since they are mounted with integrated locking pins.


The small and handy construction of this tool allows an application in the smallest spaces. With low handle forces and minimal handle opening, it offers good, comfortable operation.

The application range includes all known crimp versions up to LWL and FFC processing technology.

The tool cases can contain one or several basic tools and different tool heads. It is also possible to order complete tool kit systems which include contact and cabling material needed for service applications.



# CS150



**Elektrische Verarbeitungssysteme**  
**Electrical application systems**  
**Outillage électrique**

# CS 150

Akku-Crimpgerät  
Battery crimping tool  
Outil de sertissage sur batterie

## Battery crimping tool CS 150

The crimping tool CS 150 is intended for the application of loose piece contacts in small and medium size quantities. Developed for the professional application a large range of connectors can be crimped in the tool heads of the WEZAG CSV 10 system and also with the crimp dies of the CS 30 series which can be mounted on the CS 150 basic tool with different adapters.

### Specifications:

- Basic tool for mounting the parallel operating, exchangeable tool heads of the CSV 10 system with adapter
- Basic tool for mounting the parallel operating crimp dies of the CS 30 STRATO series with basic tool head CSE 30
- Quick and easy exchange of the tool heads
- Crimp Force 15 kN
- Basic tool with automatic return



CS 150 Basiswerkzeug  
CS 150 Basic Tool  
CS 150 Outil de base



CS 150 mit CSV 10 Adapter + Werkzeugkopf  
CS 150 with CSV 10 adapter + tool head  
CS 150 avec CSV 10 adapteur + tête d'outil



CS 150 mit CSE 30 Werkzeugkopf  
CS 150 with CSE 30 tool head  
CS 150 avec CSE 30 tête d'outil



Adapter für CSV 10:  
Zur Aufnahme der CSV10 Werkzeugköpfe  
CSV 10 Adapter: for mounting CSV 10 tool heads  
Adaptateur pour CSV 10:



CSE 30 Werkzeugkopf:  
zur Aufnahme der CS 30 Crimp-Sets  
CSE 30 Basic tool head: for CS 30 crimp die sets  
Tête d'outil CSE 30 sur lequel s'adaptent:

Technische Daten: Technical data: Données techniques:	Werkzeug und Zubehör Tool and accessories Outil et accessoires	Bestell-Nr. Part No. Référence
Presskraft/Crimp force/Force de compression: 15 kN Zyklusdauer/Cycle time/Durée du cycle: ~ 2 s Gewicht/Weight/Poids: 1,5 kg	Akku-Crimp-Gerät CS 150 inkl. Verpackung, Ladegerät und Akku Battery crimping tool CS 150 incl. packaging, battery charger and battery Outil de sertissage portatif sur batterie CS 150 avec emballage, chargeur et batterie	0880-70000
Akkuspannung/Battery voltage/Tension batterie: 9,6 V	Ersatzakku Spare battery Batterie de rechange	8480-70002
Akkukapazität/Battery capacity/Capacité de batterie: 1,3 Ah (~ 150 Pressungen/Crimp cycles/sertissages)	Adapter für CSV 10: Zur Aufnahme der CSV10 Werkzeugköpfe CSV 10 adapter: for mounting CSV 10 tool heads Adaptateur pour CSV 10: sur lequel s'adaptent les têtes de sertissage	1388-44000
Akkuladezeit(Schnell-Ladegerät) Battery Charging Time (quick battery charger) Temps de chargement (chargeur rapide): 15 Min	CSE 30 Werkzeugkopf: zur Aufnahme der CS 30 Crimp-Sets CSE 30 basic tool head: for CS 30 crimp die sets Tête d'outil CSE 30 sur lequel s'adaptent: les matrices de sertissage CS 30	0390-00000
Umgebungstemperatur/Ambient temperature/ Température ambiante: -20° bis/to +40°		

# CP600



**Pneumatische Verarbeitungssysteme**  
**Pneumatic application systems**  
**Outillage pneumatique**

# CP600

Pneumatik-Crimpgerät  
Pneumatic crimping unit  
Outil de sertissage pneumatique

## Pneumatic crimping unit CP 600

The pneumatic crimp system CP 600 is intended for the serial application of loose piece contacts as well as also in the construction of electric control panels. Precise and consistent connections are accomplished with the pneumatic operated unit and the ratchet release ensures a complete closure of the tool.

The handy form of the unit as well as the low weight allows for an easy handling even during continuous use. This unit can also be used as a stationary table unit with the available foot pedal. The tool head can be rotated 360° and aligns itself to the requested working position and thus offers optimal handling.

An extensive range of exchangeable tool heads is available for almost every application. The tool head systems can be exchanged without additional tools. For further information please look at the pages of our systems CSV 10 as well as CS 30 STRATO.

We will also be pleased to find a solution for your special application needs – please contact us.




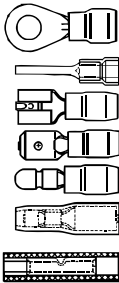

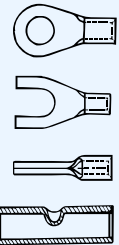





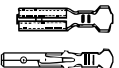



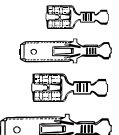


CP 600 / CSV 10 Adapter  
CP 600 / CSV 10 Adapter  
CP 600 / CSV 10 Adaptateur

### Specifications:

- Consistent crimps with precise closure
- Integrated, releasable ratchet to ensure a complete crimp
- Exchangeable tool head system incorporating radial and parallel operating technology
- High crimp performance due to special profile geometries
- Optional foot pedal available

Technische Daten: Technical data: Données techniques:		Werkzeug und Zubehör Tool and Accessories Outil et Accessoires	Bestell-Nr. Part No. Référence
Zulässiger Druckbereich Allowed Pressure Pression autorisée	6-8 bar 87-116 psi 6-8 bar	CP 600	0550-02000
Luftverbrauch pro Zyklus bei 6 bar Air consumption per cycle at 87 psi Consommation d'air par cycle de 6 bar	0,72 l 44 cu. in. 0,72 l	Tischhalterung, komplett Table mounting unit, complete Support de table, complet	1550-02081
Taktzeit Cycle Time Durée du cycle	max. 1 sec, je nach eingestelltem Druck max. 1 sec. depending on selected pressure 1 sec. max. selon la pression choisie	Betätigungseinheit (mit Fußschalter) Actuator unit with foot pedal Dispositif d'actionnement (interrupteur à pied)	1550-02016
Abmessungen Dimensions Dimensions	Länge: 280 mm Durchmesser: 65 mm Gewicht: 1,5 kg Length: 11,02 inch Diameter: 2,56 inch Weight: 3,30 lbs Longueur: 280 mm Diamètre: 65 mm Poids: 1,5 kg	CP 600 / CSV 10 – Adapter CP 600 / CSV 10 – Adapter CP 600 / CSV 10 – Adaptateur	1388-48001



Werkzeugtyp Tool type Type d'outil	Bestell-Nr. Part No. Référence	Anwendung Application Application	Crimpprofile Crimpprofiles Profils de sertissage		Profil- geometrie Profile geometry Géométrie du profil	Kontakte Contacts Contacts
			mm <sup>2</sup>	AWG		
CHP 100 - 44 rot/blau/gelb Werkzeugkopf CHP 100 - 44 red/blue/yellow Tool head CHP 100 - 44 rouge/bleu/jaune Tête d'outil	0350-48000	Rot/blau/gelb isolierte DIN Kabelschuhe, Stiftkabelschuhe Flachstecker, Flachsteckhülsen Rundstecker, Rundsteckhülsen Stoß- und Parallelverbinder Red/blue/yellow DIN cable lugs, pin cable lugs, tabs und receptacles, circular connectors and receptacles butt and parallel connectors Cosse à oeuillet isolée rouge/bleu/jaune selon norme DIN, contacts mâles, clip et languette, fiche cylindrique mâle et fiche cylindrique femelle, manchons préisolés bout à bout	rot 0,5 - 1,0 blau 1,5 - 2,5 gelb 4,0 - 6,0	red 20 - 16 blue 16 - 14 yellow 12 - 10		
CHP 100 - 66 (D) Werkzeugkopf CHP 100 - 66 (D) Tool head CHP 100 - 66(D) Tête d'outil	0350-50000	Nicht isolierte Kabelschuhe mit geschlossener Crimphülse (Dornverpressung) Non insulated cable lugs, closed barrel pin pressure Cosse à sertir non isolée (serrage en poinçon) DIN 46234 DIN 46230	0,1 - 0,5 0,5 - 2,5 4,0 - 6,0 10	26 - 20 20 - 14 12 - 10 8		
CHP 100 - AE 21 Werkzeugkopf CHP 100 - AE 21 Tool head CHP 100 - AE 21 Tête d'outil	0350-52000	Aderendhülsen mit und ohne Isolierkragen nach DIN 46228 Wire end ferrules with and without insulation sleeve embout de câble avec et sans gaine isolante selon norme DIN 46228	0,14 - 0,75 1,0 - 1,5 2,5 4,0 6,0 10,0	26 - 18 18 - 16 14 12 10 8		
CHP 100 - AE 51 Werkzeugkopf CHP 100 - AE 51 Tool head CHP 100 - AE 51 Tête d'outil	0350-53000	Aderendhülsen mit und ohne Isolierkragen nach DIN 46228 Wire end ferrules with and without insulation sleeve Embout de câble avec et sans gaine isolante selon norme DIN 46228	10,0 16,0 25,0	8 6 4		
CHP 100 - F 2,8 Werkzeugkopf CHP 100 - F 2,8 Tool head CHP 100 - F 2,8 Tête d'outil	0350-62000	nicht isolierte Flachstecker + Flachsteckhülsen für Steckbreite: Flat push-on receptacles and tabs without insulation sleeve, nominal width: clips et languette non isolés pour largeur d'enfichage : 2,8mm DIN 46247 Blatt 1/Fiche 1	0,1 - 0,25 0,25 - 0,5 0,5 - 1,0	28 - 24 24 - 20 20 - 18		
CHP 100 - F 4,8 Werkzeugkopf CHP 100 - F 4,8 Tool head CHP 100 - F 4,8 Tête d'outil	0350-63000	nicht isolierte Flachstecker + Flachsteckhülsen für Steckbreite: Flat push-on receptacles and tabs without insulation sleeve, nominal width: clips et languette non isolés pour largeur d'enfichage : 4,8mm DIN 46247 Blatt 2/Fiche 2	0,5 - 1,0 1,5 2,5	20 - 18 16 12		
CHP 100 - F 6,3 Werkzeugkopf CHP 100 - F 6,3 Tool head CHP 100 - F 6,3 Tête d'outil	0350-64000	nicht isolierte Flachstecker + Flachsteckhülsen für Steckbreite: Flat push-on receptacles and tabs without insulation sleeve, nominal width: clips et languette non isolés pour largeur d'enfichage : 6,3 mm DIN 46247 Blatt 3/Fiche 3 9,5 mm DIN 46247 Blatt 4/Fiche 4	0,5 - 1,0 1,5 - 2,5 4,0 - 6,0	20 - 18 16 - 12 12 - 10		
CHP 100 - RKS 2 Werkzeugkopf CHP 100 - RKS Tool head CHP 100 - RKS Tête d'outil	0350-66000	Rohrkabelschuhe Cable lugs Cosse tubulaire	4,0 6,0 10,0	12 10 8		



# UP SERIES



Pneumatische Crimpmaschine für die professionelle Einzelwarenverarbeitung  
Pneumatic crimping machine for professional loose piece application  
Machine à sertir pneumatique pour le sertissage professionnel de contacts en vrac

# UP SERIES

**Pneumatische Universalmaschine**  
**Pneumatic universal machine**  
**Machine pneumatique universelle**

## CRIMP MACHINES UP 14/ UP 14 BA/ UP 14 Z

Due to its exceptional price/performance ratio, the UP 14 pneumatic crimp machine series with radial closing mechanism is the ideal starter model for the mechanical processing of loose contacts. With a crimp force of around 1.4 tons, these ergonomic machines are able to process most small electrical contacts without any problem:


- + Insulated compression cable lugs, 0.25 to 6 mm<sup>2</sup>
- + Non-insulated cable lugs and crimp cable lugs, 0.5 to 16 mm<sup>2</sup>
- + Insulated and non-insulated wire-end ferrules, 0.14 to 50 mm<sup>2</sup>
- + Turned contacts, 0.14 to 16 mm<sup>2</sup>
- + Non-insulated FASTON connectors, 0.14 to 6 mm<sup>2</sup>
- + Non-insulated cable lugs and connectors, 1.0 to 6.0 mm<sup>2</sup>
- + Customer-specific applications




### FEATURES

- + Compact and robust
- + Strong price performance ratio
- + WEZAG die sets for more than 10.000 applications available (see page 12)
- + Dimensions: 300 x 125 x 260 mm
- + Weight: 13 kg
- + All versions according to EU-Guideline 2011/65/EU (ROHS 2) and are CE-compliant

The special UP 14 BA machine version is equipped with a hand lever for opening and closing the crimp insert (in order to position the contact precisely), whilst the UP 14 Z has a sequence control system (for further ensuring the process quality).



Anwendungsbeispiele  
Application examples




Nahaufnahme Crimpbereich  
Close-up Crimping area

# CRIMPING

**Pneumatische Universalmaschine**  
**Pneumatic universal machine**  
**Machine pneumatique universelle**

UP SERIES



## UP15

**Electric**

## UP14

**Pneumatic**

## UP14ZLW

**Pneumatic**

<b>Max. Crimp Force</b>	<b>15 kN</b> (3372 lbf)	<b>14 kN at 6 bar</b> (3147 lbf at 87 psi)	<b>14 kN at 6 bar</b> (3147 lbf at 87 psi)
<b>Dimensions</b>	<b>440 x 265 x 170 mm</b> (17.3 x 10.4 x 6.7 inch)	<b>320 x 135 x 260 mm</b> (12.6 x 5.3 x 10.2 inch)	<b>335 x 135 x 260 mm</b> (13.2 x 5.3 x 10.2 inch)
<b>Approx. Weight</b>	<b>10.5 kg (23.1 lbs)</b>	<b>14 kg (31 lbs)</b>	<b>14.5 kg (32 lbs)</b>
<b>Noise Level</b>	<b>70 dB(A)</b>	<b>73 dB(A)</b>	<b>73 dB(A)</b>
<b>Max. Air Pressure</b>	-	<b>6 bar / 87 psi</b>	<b>6 bar / 87 psi</b>
<b>Air Consumption</b>	-	<b>4.8 l per stroke</b>	<b>4.8 l per stroke</b>
<b>Electrical Connection</b>	<b>115 / 230 VAC   50 - 60 Hz</b>	-	-
<b>Electrical Connection (Light source)</b>	-	-	-
<b>Other Features</b>	<ul style="list-style-type: none"> <li>+ Piece &amp; batch counter</li> <li>+ Use of CSV10 tool heads</li> </ul>	<ul style="list-style-type: none"> <li>+ Economical entry into machine processing</li> <li>+ CS30-dies from hand tool can be used without adapter</li> </ul>	<ul style="list-style-type: none"> <li>+ Linear working machine for automotive</li> </ul>

# CRIMPING

**Pneumatische Universalmaschine**  
**Pneumatic universal machine**  
**Machine pneumatique universelle**



UP SERIES

## SSC

Pneumatic

20 kN at 6 bar  
(4496 lbf at 87 psi)

385 x 180 x 480 mm  
(15.15 x 7.1 x 18.9 inch) <sup>4</sup>

22 kg (48.5 lbs)

62 dB(A)

6 bar / 87 psi

4.2 l per stroke

-

Plug-in power supply  
12 Volt with change adapter  
EU / US / UK / AU

- + Linear working machine for automotive
- + Safe crimping machine
- + No hands in crimping area

## UP35

Pneumatic

20 kN at 6 bar  
(4496 lbf at 87 psi)

385 x 180 x 480 mm  
(15.15 x 7.1 x 18.9 inch)

20 kg (44.1 lbs)

62 dB(A)

6 bar / 87 psi

4.2 l per stroke

-

Plug-in power supply  
12 Volt with change adapter  
EU / US / UK / AU

- + 8-indent processing possible

## UP35BA

Pneumatic

20 kN at 6 bar  
(4496 lbf at 87 psi)

380 x 225 x 480 mm  
(15.15 x 8.9 x 18.9 inch)

20 kg (44.1 lbs)

62 dB(A)

6 bar / 87 psi

4.2 l per stroke

-

Plug-in power supply  
12 Volt with change adapter  
EU / US / UK / AU

- + Contact holding function

## UP40

Electro-Pneumatic

40 kN at 6 bar  
(8892 lbf at 87 psi)

550 x 310 x 560 mm  
(21.65 x 12.2 x 22.05 inch)

45 kg (99.2 lbs)

70 dB(A)

6 bar / 87 psi

21 l per stroke

24 VDC | min. 1.75 A  
Plug-in power supply  
100 - 240 VAC with change  
adapter EU / US / UK / AU

-

- + 2 operating modes (with or without hold function)
- + Crimp force monitoring as an option available

# CRIMPING

**Pneumatische Universalmaschine**  
**Pneumatic universal machine**  
**Machine pneumatique universelle**

UP SERIES



## UP60

Pneumatic

## UP65

Hydraulic

## UP150

Hydraulic


Max. Crimp Force	<b>60 kN at 6 bar</b> (13488.5 lbf at 87 psi)	<b>150 kN</b> (33721 lbf)	<b>150 kN</b> (33721 lbf)
Dimensions	<b>545 x 260 x 555 mm</b> (21.5 x 10.2 x 21.85 inch)	<b>595 x 245 x 625 mm</b> (23.4 x 9.65 x 24.6 inch)	<b>695 x 245 x 660 mm</b> (27.4 x 9.65 x 26 inch)
Approx. Weight	<b>64.5 kg (142.2 lbs)</b>	<b>145 kg (320 lbs)</b>	<b>185 kg (408 lbs)</b>
Noise Level	<b>69 dB(A)</b>	<b>69 dB(A)</b>	<b>69 dB(A)</b>
Max. Air Pressure	<b>6 bar / 87 psi</b>	<b>max. 200 bar / 2901 psi</b>	<b>max. 210 bar / 3046 psi</b>
Air Consumption	<b>16 l (stroke of 10 mm)</b> 52.5 l (stroke of 32 mm)	-	-
Electrical Connection	-	<b>230 VAC   50 Hz</b>	<b>110 - 230 VAC   50 - 60 Hz</b>
Electrical Connection (Light source)	<b>Plug-in power supply</b> 12 Volt with change adapter EU / US / UK / AU	-	-
Other Features	<ul style="list-style-type: none"> <li>+ Use of EHC &amp; U-dies possible</li> <li>+ Crimp force monitoring as an option available</li> <li>+ Reduced return of stroke possible at small cross sections</li> </ul>	<ul style="list-style-type: none"> <li>+ Freely programmable Crimp Height / Return Height/ Pre Crimp Position</li> <li>+ 30 Program Memory Locations</li> <li>+ Internal Hydraulic Pump</li> </ul>	<ul style="list-style-type: none"> <li>+ Freely programmable Crimp Height / Return Height/ Pre Crimp Position</li> <li>+ Crimp Force Monitoring (CFM)</li> <li>+ Internal Hydraulic Pump</li> </ul>

## STANDARD ADAPTER AND DIE SET SYSTEMS

**WEZAG Adapter** for smaller cross sections on UP 14 (included), UP 35 / SSC and UP 60  
Dies: Set 44, Set 66 (D), Set AE21 and additionally more than 10.000 applications



**WDT Adapter** for smaller cross sections on UP 35 / SSC and UP 60  
Dies: RP 0560, GK 7450S, I0560 and many more



**CSV 10 Adapter** for smaller cross sections on UP 35  
WEZAG tool heads: CSV 10-D-Sub, CSV 10-Universal and many more



**U-Die Adapter** for bigger cross sections on UP 60 and UP 65 / 66  
Round Die Sets: Hex (non-insulated terminals 10 - 400 mm<sup>2</sup>) and Pin (copper tube terminals 10 - 150 mm<sup>2</sup>)



**EHC10 Adapter** for bigger cross sections on UP 60 und UP 65 / 66  
EHC10 Die Sets: Hex (non-insulated terminals 10 - 185 mm<sup>2</sup>), Pin (copper tube terminals, 10 - 95 mm<sup>2</sup>), W (non-insulated terminals 16 - 70 mm<sup>2</sup>), MT (wire end ferrules, 16 - 95 mm<sup>2</sup>), KKS (claw terminals, 0.5 - 35 mm<sup>2</sup>)



Many more adapters and die sets for almost all lose piece applications available.  
We do customized developments according to your specifications!  
WDT machines are highly flexible! Contact us for your perfect application.

UP SERIES

# CABLES





# CABLES

Since 1987 the designated target of MEDI - Kabelhandels GmbH is to provide customers with cables and wires at highest quality level. The company's aim is to provide solutions for all requirements, with business- and technical advice as well as training from development to serial production.

With partners worldwide, MEDI-Kabel can satisfy customers' needs and requirements with competence and effectiveness. Therefore the manufacturer is capable of offering a wide range of products in wide temperature-ranges, mechanical and electrical requirements as well as different approvals (VDE, HAR, UL, CSA, MIL etc.).

A modern high-level rack with 1500 pallets capacity and more than 5000 cable- and wire types available enables MEDI-Kabel to cover most of customers' requirements in short time, even special customized cables with small minimum order quantities.

## Single wires



## UL/CSA Single wires



## Flat cables



## Multicore cables



## UL/CSA Multicore cables



## Special cables



## Coax cables



## Tubes



## Optical cables



### MEDI-Kabels standard portfolio consists of:

- **Switchgear wires and multi core cables:**
  - **Insulation:**
    - PVC
    - PE
    - TPE
    - Silicone
    - Temperature range: -200 up to 1200° C
    - Halogen-free
    - Flame resistant
    - Pb-free
  - **Approvals and DIN-Standards:**
    - VDE
    - HAR
    - UL
    - CSA
    - MIL
- **Flat- and round- cables, twin cables:**
  - All possible rasts
  - Single - and multi - colour
  - Solid or stranded
  - Shielded
  - UL - approvals
  - CSA - approvals
- **Data- and telecommunication- cables:**
  - Optical - accessories
  - Optical fibres
  - Halogen- free cables
  - Single- & multi- core
  - With/without UL-Approvals
- **Data- and Signal- cables , power cords/cables:**
  - Shielded
  - Unshielded
  - **Insulation:**
    - PVC
    - PE
    - PUR
    - Silicone
    - Teflon
  - **Approvals:**
    - UL
    - CSA
    - MIL
    - VDE
- **Accessories:**
  - Spiral lines
  - Shrink tubes
  - Insulation tubes
  - Cable protection systems

MEDI-Kabel offers also a design service of customized cables, starting with 500m.

**Xtra cables  
for international use:**

**Xtra BASIC:**


This standard cable is suitable for systems and equipment which have been designated for export.

**Xtra ECO:**

A halogen-free single core with UL/cUL and HAR approval. Suitable for most industrialized countries of the world and immediately stocked as standard.

**Xtra HEAT:**

A high temperature resistant cable in VDE quality. Available immediately with UL/cUL approval at no extra charge.



**Xtra BASIC**

UL/CSA/HAR/MTW/AWM  
Wire Style 1015

**Assembly**

Cable: Tinned copper according to EN 13602  
Cable insulation: Special PVC  
Marking: Printing and label


**Technical Data**

Test voltage: 3000V  
UL/CSA: 600V – 105°C  
MTW: 600V – 90°C  
HAR: 300/500V – 90°C (H05V2-K)  
450/750V – 90°C (H07V2-K)

**Areas of application**

Developed for export-oriented plant and machinery manufacturers. This cable is suitable for the wiring of electrical cabinets for installation technology and equipment, as a connecting cable for machines, and as a connection cable for motors and transformers.

**Certifications**



**Xtra ECO**

UL/cUL/HAR/VDE  
Wire Style 3578

**Assembly**

Cable: Copper blank according to EN 13602  
Core insulation: cross-linked halogen free elastomer compound  
Marking: Printing and label


**Technical Data**

Test voltage: 3000V  
UL/cUL: 600V – 105°C  
HAR/VDE: 300/500V – 90°C (H05Z-K)  
450/750V – 90°C (H07Z-K)

**Areas of application**

The halogen-free single core is designed for the internal wiring in switchboards and machines. It is suitable for installation in dry rooms, in pipes, in closed systems, the wiring of lamps and devices. Mounting is especially recommended if in the case of fire people and valuable property are in need of protection from damage.

**Certifications**



**Xtra HEAT**

UL/cUL/VDE  
Wire Style 3672

**Assembly**

Cable: Tinned copper according to EN 13602  
Core insulation: Silicone in VDE quality  
Marking: Printing and label

**Technical Data**

Test voltage: 2000V  
UL/cUL: 300V – 150°C  
VDE: 300/300V – 180°C  
(0,75mm<sup>2</sup>: N2GFAF)

**Areas of application**

This halogen-free high-temperature resistant cable is suitable for use in household appliances with high temperature requirements, as well as for external wiring of machines, lights and heating devices in fire-protected installation within a mechanically protected environment.



**Certifications**



# CRIMPING



# CRIMPING



0 - 25 mm<sup>2</sup> or 32 - 3 AWG wire section

25 - 100 mm<sup>2</sup> or 3 - 4/0 AWG wire section

may be coupled with TT, P107C, P40, P80, P120

may be coupled with P80, P120, P200

## Presses

TT – 1.5 ton press. Most commonly used type. Suitable for crimping all standard types of terminals.  
 P107C – 2 ton press  
 P040 – 4 ton press  
 P080 – 8 ton press  
 P120 – 12 ton press  
 P200 – 25 ton press, specifically designed to crimp large cross sections.  
 TT, P07C, P040, P080, P120 are available in semi-automatic or full automatic configuration (integrated into a cut and strip machine), with option for supply of 400V / 230V / 480V. Crimping can be started by foot pedal or sensor. Crimp force analyser can be added as option.

## Applicators

Evolution – mechanical applicator EV is designed to crimp standard contacts with thickness up to 0.6mm and wire with cross sections up to 6mm<sup>2</sup>. EV is competitively priced thanks to a unique technology reducing production time and cost.

Restyling / Pneumatic - mechanical/pneumatic applicator MRS/MRSP is designed to crimp terminals with thickness up to 1.2mm and wire cross sections up to 10mm<sup>2</sup>

Magnum – pneumatic applicator LMP is designed to crimp wires with cross section up to 25mm<sup>2</sup>

Two-post crimping die – massive applicator MSC, integrated with press P200 crimps wire cross sections up to 75mm<sup>2</sup>

Splicing – special applicator MRFPS patented by MECAL is designed to join wires with copper band wide 2 - 4 - 6 mm which is fed, cut, formed, crimped in one stroke. Crimping quality and reliability is outstanding. Cross section range is 0.06 - 6.6mm<sup>2</sup>.

# CRIMPING


## Accessories

### Strippers

Sc11 – wire stripping unit designed to be integrated with press and applicator to make one complete stripping-crimping station. It strips and crimps wires with cross sections 0.035 - 3 mm<sup>2</sup> in one smooth operation.

SC12 – wire stripping unit designed for wire cross sections 0.035 - 6 mm<sup>2</sup> and intended for integration with press and applicator.

Sc19 – wire stripping unit able to work with end-feed but also with side-feed applicator . Suitable for cross sections 0.035 - 2.5mm<sup>2</sup>. SC19 unit works without sliding mechanism, stripping and crimping is done inside of crimping area. Also to be integrated with press and applicator.



**SC11**  
Stripper-Crimper



**SC12**  
Stripper-Crimper



**SC19**  
Stripper

### Other

TT1100 Crimp force analyser - The TT 1000 Crimp Force Analyser is an on-line quality control system that analyses crimping force and identifies faulty crimps. It's easy and quick to set up and intuitive to use. Together with Mecal presses it provides the most cost effective solution on the market for quality monitored wire termination.

SMST Crimp Pull Tester - device aimed for pull force tests.



**TT1000**  
Crimp Force Analyzer



**SMST**  
Crimp Pull Tester

### Equipment

PSCM107 – fully programmable wire stripping and crimping station, suitable for crimping with side-feed or end-feed terminals. Wires with cross section 0,05 - 6 mm<sup>2</sup> can be trimmed, stripped, crimped and cut off if faulty. Device works with Western or Asian style applicators, with crimping height 115 - 190mm and stroke 25 - 50mm. No mechanical adjustments are required, all setting are is easily done via Touch Screen which also alows to store 100 different task presets. PSCM107 provides the highest flexibility and best performance on the market. It incorporates all state of the art features to assure the highest quality crimping on a wide range of applications.



**PSCM107**  
Crimp Force Analyzer

# Mecal guide to quality crimping

The following information is referred to standard crimping

## Unacceptable

**General appearance**

- Strands too twisted
- Insulation scraps on stripped wire
- Damaged insulation
- Strands crushed by insulation barrel
- Wire stripping too long
- Wire stripping too short
- Insulation badly cut
- Wire stripping too short
- Insulation crimped by wire barrel
- Loose strands

**Insulation**

- Wire section too small
- Insulation pierced by insulation barrel
- Insulation pierced by insulation barrel
- Wire section too big
- Insulation barrel not correctly closed
- Insulation barrel too tight
- Insulation pierced by insulation barrel
- Insulation barrel not correctly shaped and closed
- Insulation barrel too big
- Insulation barrel not correctly closed

**Wire crimping**

- Crimping not symmetrical
- Excess of material extrusion
- Wrong or damaged anvil
- Crushing not correct, shapeless wire barrel's bottom
- Wire section too big
- Inadequate compacting
- Wire section too small

## Acceptable

Stripping length precisely set and cut  
The wire stripped section must be undamaged  
The wire stripped section must be clean and free of insulation scraps  
Gripping marks on insulation are allowed

Both wire and insulation must be clearly visible

Insulation barrel correctly closed

Insulation barrel correctly shaped and closed

Insulation barrel correctly aligned and closed

The crimping is symmetrical. The strands are uniformly compacted, there are no empty spots. There's no material extrusion and/or terminal deformation. The flat spots are clearly visible and aligned.

The flat spots are an important mark of the anvil on the terminal bottom, they help with the compacting and keep the terminal aligned with the anvil itself

## Checks and evaluations

Description	Rif.
Bent left or right (max)	3°
Bent up or down (max)	3°
Torsion (max)	3°
Bellmouth	0.2-0.5 mm
Cut-off (max)	0.5 mm
Wire overlay (min)	0.5 mm

The material extrusion is acceptable when

The tips of the barrel can not touch the terminal bottom

### Crimping height measurement

H/L ratio and strands compacting

The H/L ratio is acceptable when within a min of 55% and a max of 70%

The strands compacting is the difference between the cross section of the wire + terminal before and after the crimping itself. It is acceptable when within a min of 17% and a max of 24%

### Measurements

### Pull test

Wire sect mm <sup>2</sup>	Min pulling force in Newton Class 1	Class 2	Class 3	Wire section AWG mm <sup>2</sup>	Min pulling force in Newton
0.35	34	80	80	32	3
0.5	60	70	120	30	5
0.75	80	160	160	28	10
1	160	160	240	26	20
1.5	200	200	200	24	30
2	230	250	250	22	34
2.5	300	300	250	20	60
3	350	350	350	18	90
4	450	450	450	16	130
10	800	800	1500	14	150
16	1400	1400	2400		
25	1900	1900	3000		
35	2270	2270	4300		
50	3800	3800	6000		
70	3500	3500	8400		
95	4200	4200	11400		

Class 1: Terminals with  $\leq 2.9$  mm/Ampere  $\leq 5A$   
 Class 2: Terminals with  $> 2.9$  mm/Ampere  $> 5A$   
 Class 3: Cylindrical terminals (to be coned)

Ref: DIN EN 60952-2  
Mecal Specifications

# NOTES

AWG [-]	Diameter [mm]	Cross-section [mm <sup>2</sup> ]
0000 (4/0)	11,684	107
000 (3/)	10,404	85
00 (2/0)	9,266	67,4
0 (1/0)	8,252	53,5
1	7,348	42,4
2	6,544	33,6
3	5,827	26,7
4	5,189	21,2
5	4,621	16,8
6	4,115	13,3
7	3,665	10,5
8	3,264	8,37
9	2,906	6,63
10	2,588	5,26
11	2,305	4,17
12	2,053	3,31
13	1,828	2,62
14	1,628	2,08
15	1,45	1,65
16	1,291	1,31
17	1,15	1,04
18	1,024	0,823
19	0,912	0,653
20	0,812	0,518
21	0,723	0,41
22	0,644	0,326
23	0,573	0,258
24	0,511	0,205
25	0,455	0,162
26	0,405	0,129
27	0,361	0,102
28	0,321	0,081
29	0,286	0,0642
30	0,255	0,0509
31	0,227	0,0404
32	0,202	0,032
33	0,18	0,0254
34	0,16	0,0201
35	0,143	0,016
36	0,127	0,0127
37	0,113	0,01
38	0,101	0,00797
39	0,0897	0,00632
40	0,0799	0,00501

*AWG American Wire Gauge*

MICRODIS

COMPETENCE & RELIABILITY

WWW.MICRODIS.NET

- Bulgaria@microdis.net**
- Croatia@microdis.net**
- Czech@microdis.net**
- Estonia@microdis.net**
- France@microdis.net\***
- Germany@microdis.net**
- Hungary@microdis.net**
- Latvia@microdis.net**
- Lithuania@microdis.net**
- Poland@microdis.net**
- Romania@microdis.net**
- Russia@microdis.net**
- Serbia@microdis.net**
- Slovakia@microdis.net**
- Slovenia@microdis.net**
- Turkey@microdis.net**
- Ukraine@microdis.net**



**Europe@microdis.net**

\*Electromechanical Competence Center for France

Currently the Microdis Group employs over 100 people, with a large number of electronic engineers, mostly involved in sales and application support.

As a company with an extensive experience in the distribution of electronic components, and a purchasing center in Germany for many years, we are able to offer almost any product from a wide variety of electronic components. We offer also the production of cable harnesses and programming of crystal oscillators for a customised frequency. Cooperation with a catalogue distributor provides fast deliveries (2 days) of a wide range of catalogue products.

We have certificates of quality management DIN EN ISO 9001:2015 for the distribution of electronic components.



Find us on  [www.facebook.com/Microdis.Electronics/](http://www.facebook.com/Microdis.Electronics/)

<b>AAEON</b>	Industrial computers and panels	<a href="http://www.aaeon.com">www.aaeon.com</a>
<b>AEGID</b>	RFID systems and transponders	<a href="http://www.aegid.de">www.aegid.de</a>
<b>ASROCK INDUSTRIAL</b>	3.5" & mini-ITX industrial boards	<a href="http://www.asrock.com">www.asrock.com</a>
<b>BRIGHTTEK</b>	Power, THT and chip LEDs and LED modules	<a href="http://www.brighttekeurope.com">www.brighttekeurope.com</a>
<b>CAMDENBOSS</b>	Interconnect components, electronic housings, 19" cabinets	<a href="http://www.camdenboss.com">www.camdenboss.com</a>
<b>EPSON</b>	Crystals, oscillators, filters and sensors	<a href="http://www.epson-electronics.de">www.epson-electronics.de</a>
	Programmable oscillator web-shop	<a href="http://epson.microdis.net">epson.microdis.net</a>
<b>FISCHER CONNECTORS</b>	Military, medical and industrial connectors	<a href="http://www.fischerconnectors.com">www.fischerconnectors.com</a>
<b>FISCHER ELEKTRONIK</b>	Heatsinks, connectors, 19" and case technology	<a href="http://www.fischerelektronik.de">www.fischerelektronik.de</a>
<b>GERSYS</b>	Railway computers	<a href="http://www.gersys.de">www.gersys.de</a>
<b>GLOBAL CONNECTOR TECHNOLOGY</b>	SIM-Holders, memory card connectors, USB connectors	<a href="http://www.gct.co">www.gct.co</a>
<b>IYYAMA</b>	Large Format Displays	<a href="http://www.iiyama.com">www.iiyama.com</a>
<b>ISOCOM</b>	Optocouplers, optoswitches	<a href="http://www.isocom.com">www.isocom.com</a>
<b>JST</b>	Signal connectors	<a href="http://www.jst.de">www.jst.de</a>
<b>LEAR</b>	Automotive and white goods connectors	<a href="http://www.lear.com">www.lear.com</a>
<b>MAXTENA</b>	GPS, Galileo, Glonass, Iridium antennas	<a href="http://www.maxtena.com">www.maxtena.com</a>
<b>MECAL</b>	Machines and systems for wire crimping	<a href="http://www.mecal.com">www.mecal.com</a>
<b>MEDER</b>	Reed switches, sensors and relays	<a href="http://www.meder.com">www.meder.com</a>
<b>MEDIKABEL</b>	UL/CSA/DIN certified, customized industrial cables	<a href="http://www.medikabel.de">www.medikabel.de</a>
<b>METZ CONNECT</b>	Terminal block connectors - screw, spring and pins	<a href="http://www.metz-connect.com">www.metz-connect.com</a>
<b>NEOUSYS TECHNOLOGY</b>	Wide-temperature fanless computers	<a href="http://www.neousys-tech.com">www.neousys-tech.com</a>
<b>NEXCOM</b>	Industrial computers and panels	<a href="http://www.nexcom.com">www.nexcom.com</a>
<b>RAKON</b>	Advanced Frequency control and Timing solutions	<a href="http://www.rakon.com">www.rakon.com</a>
<b>SAVOY TECHNOLOGY</b>	Automotive and white goods connectors	<a href="http://www.savoy-technology.com">www.savoy-technology.com</a>
<b>SHARP/NEC</b>	Displays & projectors	<a href="http://www.sharpnecdisplays.eu">www.sharpnecdisplays.eu</a>
<b>TAIWAN SEMICONDUCTOR</b>	Semiconductor devices	<a href="http://www.taiwansemi.com">www.taiwansemi.com</a>
<b>U-BLOX</b>	GNSS, GSM, UMTS/HSPA/CDMA/LTE/NB-IoT modules, Wi-Fi, Bluetooth, NFC, V2V/V2X, antennas	<a href="http://www.u-blox.com">www.u-blox.com</a>
<b>WEZAG</b>	Hand tools for crimping, pneumatic presses	<a href="http://www.wezag.de">www.wezag.de</a>